

# User Instructions

## N72255 Children's Shower Chair

### General Safety Warning

Please ensure these instructions are fully read and implemented. Failure to do so may result in injury. Retain these instructions in a safe place for future reference.

### 1.0 Intended Purpose

The Children's Shower Chair is designed for use in a bathroom or shower to provide a stable seated surface for children who are unable to stand for prolonged periods of time.

### 2.0 Safety Precautions

Do not exceed the maximum user weight 10st 64kg.

Do not attempt to stand or climb on the product.

Ensure all legs are set at equal height to avoid rocking.

### 3.0 Unpacking

Remove packaging and check all parts carefully, see figure 2. If any parts appear damaged do not assemble and contact your supplier immediately.

### 4.0 Assembly Instructions

#### To Fit the Seat:

- Position the seat on the frame such that the arms of the frame slope down towards the front of the seat, figure 1.
- Fit the four stainless steel screws up through the frame into the holes on the underside of the seat, figure 3.

*Take care not to overtighten the screws as this may damage the seat.*


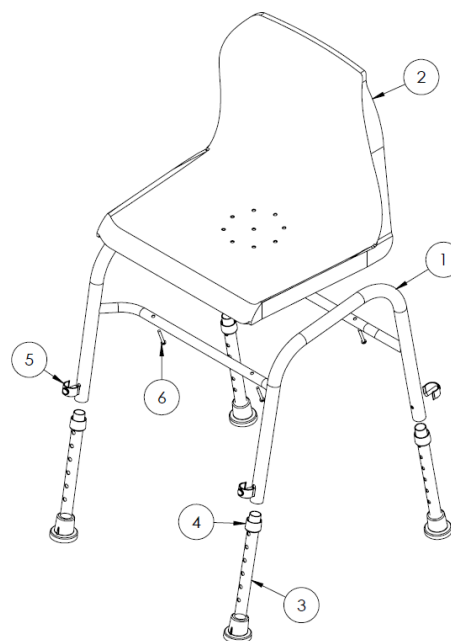


Figure 3 – Fitting the seat to the frame

### Maximum User Weight



Figure 1 – N72255 Children's Shower Chair



1	Frame X 1	4	Anti Rattle Collar X 4
2	Seat X 1	5	'E-clip' X 4
3	Leg Extension X 4	6	Stainless Steel Screw X 4

Figure 2 – Contents List

### To Fit the Legs:

- Insert the four leg extensions into the four corners of the frame.
- Push the anti-rattle collar up onto the main frame, figure 4.
- Rotate the leg extension inside the frame such that the raised indicator on the ferrule is facing out, away from the chair, figure 5.
- Align the holes and insert the 'e-clip' to secure, figure 5.



Figure 4




Figure 5

### To Adjust the Legs:

The optimum seat height allows the user to sit back in the chair with their feet flat on the floor and their thighs fully supported on the seat.

Adjust the seat height to achieve this for each user.

- Remove the 'e-clips' and slide the legs to the desired height.
- Align the holes and re-insert the 'e-clips'.

*Ensure that all four legs are adjusted to the same height to prevent instability and rocking.*

### NRS Healthcare

Sherwood House, Cartwright Way,  
Forest Business park, Bardon Hill,  
Coalville, Leicestershire, LE67 1UB, UK

### 6.0 Cleaning

Clean regularly using a general purpose, neutral detergent and warm water.

Please check the suitability of the cleaning products before use. Do not use abrasive cleaners or cloths as these could permanently damage the surface and invalidate any warranty.

To disinfect, wipe with a dilute bleach solution and rinse thoroughly with fresh water.

Allow the product to dry fully prior to use/storage.

### 7.0 Maintenance

Check that all fixing clips are inserted correctly and that there is no excessive movement.

Check the seat is correctly fitted and is secure.

Inspect the product regularly for signs of wear or damage, pay particular attention to the condition of the ferrules.

Any suspected faults or damage should immediately be reported to the supplier and the product taken out of use.

### 8.0 Product Disposal

Product should be thoroughly cleaned prior to disposal.

Product is manufactured from metal and plastic and can be disposed of through Local Authority Household Waste and Recycling Centres or through local Trade Waste Collectors.

### 9.0 Product Guarantee

NRS Healthcare guarantee this product for a period of 12 months, from the date of purchase, against faulty materials and workmanship. This guarantee does not cover; abuse, misuse, interference or tampering with any part of the product.

Any guarantee issued by NRS Healthcare does not affect your statutory rights.



Tel. Head Office: 0330 100 0098

Tel. Customer Services: 0345 121 8111

Email: [customerservices@nrshealthcare.co.uk](mailto:customerservices@nrshealthcare.co.uk)

**NRS Healthcare is a Leading Supplier of Community Equipment and Daily Living Aids, to view our full range, visit our website:**

**[www.nrshealthcare.co.uk](http://www.nrshealthcare.co.uk)**