

HEADQUARTERS

Apex Medical Corp.
No. 9, Min Sheng St., Tu-Cheng,
New Taipei City, 23679, Taiwan
T +886 2 2268 5568
F +886 2 2268 6525
marketing@apexmedicalcorp.com

PAN-ASIA

TAIWAN

Apex Medical Corp.
No. 9, Min Sheng St., Tu-Cheng,
New Taipei City, 23679, Taiwan
T +886 2 2268 5600 /0800 054 133
F +886 2 2268 6526
customer@apexmedicalcorp.com

STURDY INDUSTRIAL

168, Sec.1, Zhongxing Road, Wugu District,
New Taipei City 24872, Taiwan
T +886 2 2981 5245
F +886 2 2984 8208
foreign@sturdy.com.tw
www.sturdy.com.tw

CHINA

Apex Medical (Kunshan) Corp.
No. 1368, ZiZhu Road, Kunshan,
Jiang Su Province, China
T +86 512 8617 1660 Ext 1150
F +86 512 8617 8663
customer.cn@apexmedicalcorp.com

INDIA

Apex Medicalcorp India Pvt. Ltd.
303, Third Floor Block 4A DLF
Corporate Park Phase-III,
Gurgaon, Haryana
T +91 11 6654 4138
F +91 11 6654 4052
enquiries.india@apexmedicalcorp.com

THAILAND

Apex Medical Thailand
65/100 Chamnanphenjati Business Center Bldg.
11/F Rama 9 Road, Huaykwang
Bangkok 10320
T +662 948 4848
F +662 948 4170
sales.thai@apexmedicalcorp.com

MIDDLE EAST • AFRICA

29, Misr Liltameer Building,
Stree#10, AREA#8, Sheraton Building
Heliopolis Cairo, Egypt.
T +202 2 2671303
F +202 2 2678649
raafat.wahby@apexmedicalcorp.com

PAN-EUROPE

SPAIN

Apex Medical S.L.
Elcano 9, 6ª planta 48008
Bilbao. Vizcaya. Spain
T +34 94 4706408
F +34 94 4706409
info@apexmedical.es

UK

Apex Medical Limited
Unit 33, Great Western Business Park
McKenzie Way, Worcester ,WR4 9GN
United Kingdom
T +44 (0) 1905 774 695
sales@apexmedicalcorp.co.uk

FRANCE

Apex Medical France
4 Boulevard de la Chanterie
49124 Saint-Barthelemy d'Anjou
France
T +33 2 72 79 27 13
F +33 2 85 73 07 67
info.france@apexmedicalcorp.com

GERMANY

SLK Vertriebsgesellschaft GmbH
Lindenhorster Straße 38-40 44147
Dortmund
T +49 (0)231-925360-175
F +49 (0)231-925360-29
info@slk-gmbh.de
www.stk-gmbh.de

AMERICAS

USA

Apex Medical USA
927 Mariner Street,
Brea, CA 92821, USA
T +1 714 671 3818
F +1 714 494 8173
sales.usa@apexmedicalcorp.com

Distributed by

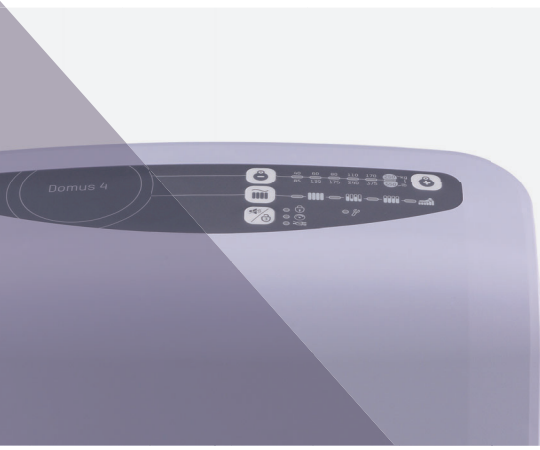


Domus 4

Alternating Pressure Redistribution System

- Suitable for patients with medium to high risk of pressure injury
- Simple-to-use weight setting function
- CPR knob for quick deflation & maximum security
- Heel relief function for optimal heel protection





Domus 4

Alternating Pressure Redistribution System



Cell-on-Cell Design
The bottom cells prevent the patient from bottoming out in case of power failure



Micro Low Air Loss
Helps wick away moisture from the surface to keep patient's skin less susceptible to injuries



Heel Relief Function
Individual detachable air cells prevent pressure injuries on the heels

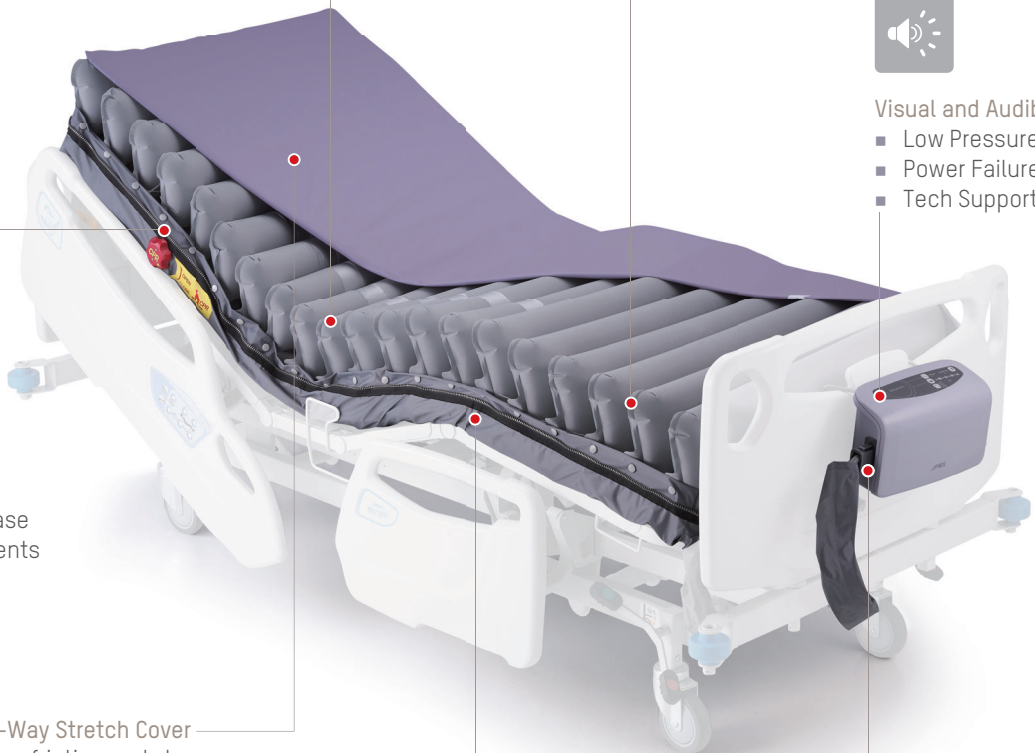


Visual and Audible Alarm

- Low Pressure
- Power Failure
- Tech Support



CPR Knob
Designed for quick mattress deflation in case of emergency and prevents accidental triggering



4-Way Stretch Cover
Low friction and shear cover with high moisture-vapour transmission rate for better microclimate management



Biocompatibility



Vapour Permeable



Water Resistance



Flame Resistance



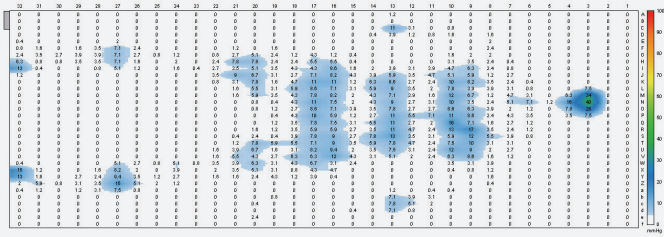
Enhanced Cross-Infection Control
Made with all-around-zipper and welded seams for easy removal and prevents fluid ingress



Quick Connector with Cap
Facilitates system installation and seals the mattress for patient transportation up to 8 hours

Pressure Relief During Alternating

The Domus 4 is designed to maximize patient's safety and offers multiple therapy modes that are capable of fulfilling various clinical needs for better patient care.



5 Modes to Fulfill Individual Needs

- Max Firm
- Alternating
- Continuous Low Pressure (CLP)
- Seat Inflation w/ Alternating
- Seat Inflation w/ CLP



Alternating

- Alternately inflates and deflates air cells allowing pressure redistribution and encourage tissue reperfusion



Max Firm

- A static firm surface for nursing procedures. It will automatically return to alternating mode after 20 minutes



Constant Low Pressure (CLP)

- Provides a constant static surface in lower pressure with a greater contact area for patients to be immersed and enveloped better



Seat Inflation

- Adjust the pressure to suit the patient in a sitting position. It can be used with alternating or CLP mode

Specifications

Model	Domus 4	
Pump	Dimension	29 x 18.5 x 12.6 cm
	Weight	2.2 kg
	Case Material	Flame Retardant ABS
	Supply Voltage	AC 220 – 240, 50 Hz
	Operating Cycle	10 mins
Mattress	8" Replacement	
	Dimension	200 x 80/85/90 x 20.3 cm
	Cell Height	8" x 20 Cells
	Weight	6.9 kg
	Cover Material	4-Way Stretch
	Cell Material	Nylon TPU
	Maximum Patient Weight	250 kg
Flame Retardant Standards	EN 591-1; EN 591-2	

Specifications are subject to change for improvement without notice