

P proLite

VISAGE



CareCo

USER MANUAL

PRODUCT CODE **WA02022**



INTRODUCTION

The Visage is a tri-walker to aid a user with limited mobility. It is ideal for indoor and outdoor use, helping the user to walk and prevent falls.

PARTS DESCRIPTION



1. Hand grip
2. Height adjustable tubing
3. Rear reflector on hand grip
4. Brake lever
5. Interlock button for height adjustment
6. Seat
7. Bag
8. Front wheel
9. Brake adjust screw
10. Rear wheel

PARTS INCLUDED

- Crutch / Walking Stick Holder
- Cup holder
- Seat



MAXIMUM WEIGHT CAPACITY: 135kg (21st)

SAFETY INSTRUCTIONS

- Only use the tri-walker for it's intended use.
- Only use the tri-walker on even and solid surfaces.
- Make sure to regularly check fittings and fasteners and re tighten if necessary.
- Do not over fill the bag. Maximum load: 5kg
- Please make sure the tri-walker is fully opened, seat is down and the folding bar is locked in the down position.
- Make sure both the interlock buttons are at equal heights and are fully locked before using. Test the tri-walker for stability before applying full weight to hand grips.
- Test the brake lever before operating the tri-walker.
- When sitting on the tri-walker always make sure the brakes are in the lock position. Do not sit on the tri-walker when it's on an incline or uneven ground.
- Replace damaged or significantly worn parts.
- **DO NOT MOVE Tri-walker WHILE SEATED.** This is a walking aid only and is not to be used as a transportation device.

CLEANING / MAINTENANCE

Only use the tri-walker for it's intended use. Clean regularly with a damp cloth by hand. Only use mild detergents.



ASSEMBLING THE TRI-WALKER



1 - Stand the tri-walker upright.



2 - Take the seat, and slot the seat grooves (A) into the tri-walker frame.



3 - Fasten the seat in place using the screw provided (B).

UNFOLDING THE TRI-WALKER

Stand the tri-walker upright and push the 2 rear wheels apart (IMG 1), make the sure folding bar below the seat is flat and that the locking clip (C) has attached securely to the frame.



FOLDING THE TRI-WALKER

To fold the tri-walker, pull down on the locking clip lever (C) to release the clip from the frame. Once released you can push the rear wheels together.



HEIGHT ADJUSTMENT

To change the height of the handles, press and hold the interlock buttons (D) on both sides and move to the hand grips up or down to achieve the correct height. When the desired height is achieved, release the interlock buttons and the hand grips will lock into a height position.



BRAKING / LOCKING

Pull both brake levers at the same time towards the hand grip (IMAGE 4) to use the brakes.


To lock the brakes, ensure the Visage is stationary and press both brake levers down until they lock into position (IMAGE 5). To release the brakes from the locked position pull up on the brake levers.




Regularly test the brakes

ADJUSTMENT OF BRAKES


To tighten the brake, unscrew the brake cable adjuster (E) to add tension to the cable. Ensure that the stopper bolt (F) is tight to the frame.



 **Always test that the brakes are working before each use.**

SITTING

Make sure the tri-walker has the brakes in the locked position and that the tri-walker is on a flat surface. Sit upright and do not lean backwards.

 **Do not move the tri-walker when seated.**

SPECIFICATIONS

Height	77 - 88.5cm / 30 - 35"
Width	67cm / 26.5"
Depth	70cm / 27.5"
Seat Height	49cm / 19"
Max User Weight	135kg / 21st
Front Castor	8"
Rear Wheels	8"
Product Weight	8.4kg / 18.5lb
Frame	Aluminium

WARRANTY

The frame of your proLite Visage tri-walker is warranted to be free of defects in material and workmanship for 10 years.

For all other parts of the tri-walker there is a 1 year warranty. This does not extend to non-durable components, such as grips, tyres, and rubber accessories. These are subject to normal wear and need periodic replacement.


The warranty does not cover any failure due to owner misuse or negligence, or that of normal wear and tear.

If you have any questions about your ProLite Visage tri-walker, please contact your local dealer.





VISAGE



CareCo UK Limited, Hubert Road, Brentwood, Essex, CM14 4JE