

## Lift Seat Powered Sit-To-Stand and Vertical Toilet Lifts

- Lowers you from a standing position
- Raises you back up from a sitting position
- Safely use the toilet on your own
- An easy-to-use, two-button controller
- Operate over your own toilet
- Reduces the risk of falls & injuries



---

The lift seat range of powered toilet lifts deliver safe, reliable and comfortable assistance to people who battle conditions that compromise their strength and need assistance getting on and off the toilet.

---



---

Our range of powered toilet lifts cater for all range of disabilities and have the following key features:

---

Works over any toilet and guaranteed\* to fit your toilet space  
[\*lift seat home swl 23st]

Standard and bariatric models  
all fully height adjustable

No installation, ground fixing  
or assembly required

Rechargeable battery and  
mains power options

Simple two button hand control  
- elongated toilet opening

Can be used bedside with our  
drop-in commode bucket

Works over Geberit<sup>1</sup> and  
Clos-o-Mat<sup>2</sup> wash dry toilets  
(all LIFT SEATs work over Geberit and the LIFT SEAT  
HOME PLUS and VERTICA work over Clos-o-Mat)

Raises and lowers smoothly  
- Safe simple and easy to use

---



---

## The Lift Seat Range of Powered Toilet Lifts

---



### Lift Seat Home

**Lift Seat Home**  
(SWL 23ST/145KGS)

**Lift Seat Home Plus**  
(SWL 32ST/205KGS)

#### **NATURAL SIT-TO-STAND MOVEMENT**

CLIENT GROUPS THAT CAN  
ACCOMMODATE THE BODIES  
NATURAL SIT-TO-STAND  
MOVEMENT

---



### Lift Seat Vertica

**Lift Seat Vertica**  
(SWL 23ST/145KGS)

**Lift Seat Vertica Plus**  
(SWL 32ST/205KGS)

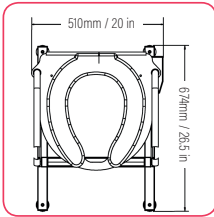
#### **VERTICAL UP AND DOWN MOVEMENT**

CLIENT GROUPS THAT REQUIRE  
TO LOCK THEIR KNEES PRIOR  
TO SAFELY WEIGHT BEARING  
MUSCULAR DYSTROPHY –  
INCLUSION BODY MYOSITIS  
– MOTOR NEURONE DISEASE  
(MND)

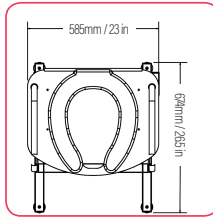
---

## Dimensions

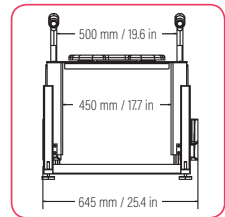
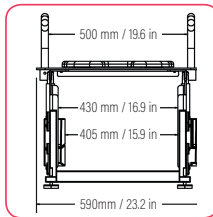
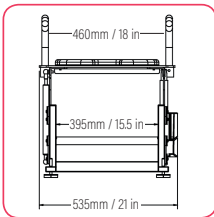
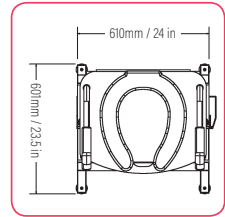
Lift Seat  
Home



Lift Seat  
Home Plus



Lift Seat  
Vertica



The maximum height of all our products are fully adjustable with our levelling feet



+44 1273 455 666



liftseat.co.uk



info@liftseat.co.uk



@liftseat

