



BROOK MILLER
MOBILITY LIMITED



VOLKSWAGEN SHUTTLE

REAR PASSENGER SOLUTION
REAR HYDRAULIC LIFT



Motability



This Volkswagen hydraulic lift rear passenger solution is available in a choice of either Transporter Shuttle S or SE models in both long and short wheelbases. Benefit from the Light & Vision pack, standard on SE models giving you even more features. The Shuttle Rear Tail Lift conversion can offer a maximum of 7 seats on both long and short wheelbase models.

A very popular conversion with entry for the wheelchair or scooter user via a fully automatic rear tail lift capable of lifting up to 350kg (54 stone) with an impressive platform length of 1350mm (53inch). A range of flexible seating plans capable of accommodating as many as three wheelchair positions in long wheelbase conversions.



STANDARD SPECIFICATION

- ✓ Light & Vision Pack (Shuttle SE models only)
- ✓ Colour DAB+ radio with 6.5" touch screen, SD Card slot, Bluetooth and two USB type C in dashboard
- ✓ 17" Devonport alloy wheels (Shuttle SE models only) (17" steel wheels on Shuttle S models)
- ✓ Front and rear parking sensors (SE models only)
- ✓ Body coloured bumpers (Shuttle SE models only)
- ✓ Leather trimmed multi-function steering wheel
- ✓ Adaptive Cruise Control
- ✓ Automatic Post-Collision Braking System

A RANGE OF POSSIBILITIES



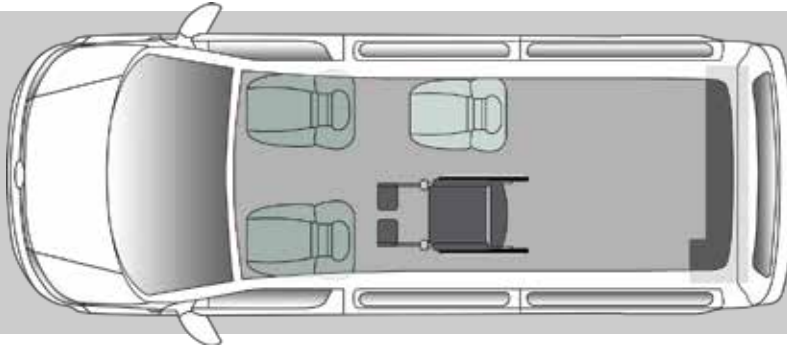
VEHICLE OPTIONS

- ✔ Remote entry
- ✔ Discover media navigation system
- ✔ Limo window tints
- ✔ Climatronic three-zone air conditioning
- ✔ Rear-view camera
- ✔ Dual front passenger seat
- ✔ Fog lights
- ✔ Electric side sliding doors

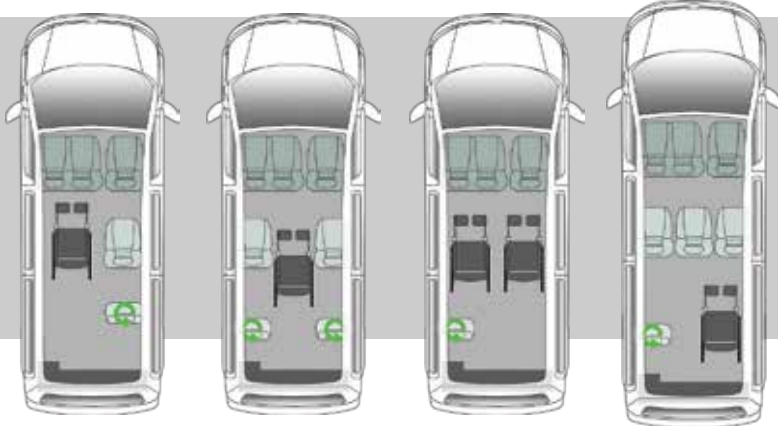
Many more options available, please call for details.



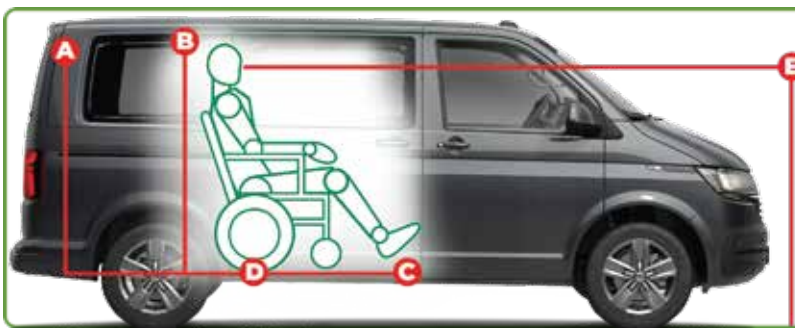
Standard seating layout



Optional seating layouts
(other seating plans available, call for details)



ACCESS DIMENSIONS



- A.** Max. entrance headroom (mm/") **1240/49**
- B.** Max. interior headroom (mm/") **1320/52**
- C.** Max. interior floor length (mm/") ***2030/80**
- D.** Max. wheelchair width (mm/") **770/30**
- E.** Max. seated eyeline height (mm/") **1420/48**

* SWB dimensions. For LWB - (mm/") 2400/95



Brook Miller Mobility Ltd
Unit 1A Elland Lane
Elland
West Yorkshire
HX5 9DZ



0800 064 4454



01422 376 378



office@brookmiller.com



/BrookMillerMobilityLtd



@BrookMillerMob



/BrookMillerMob

DISCLAIMER: Vehicle specification accurate at time of publication. Equipment, trim and colours are subject to change without notice. Brook Miller Mobility Ltd cannot be held liable for any changes to the specification of vehicles it receives from the manufacturer.