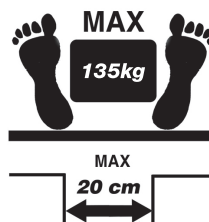
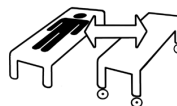
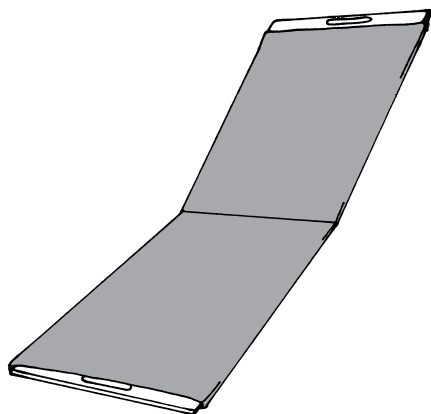


RollerSlide

SystemRoMedic



RollerSlide is mainly used for horizontal transfers between bed and x-ray table/operating table/shower trolley. RollerSlide is available in three models (RollerSlide, RollerSlide Flexi and RollerSlide Light) and in two sizes, one shorter size that covers half the body and a longer version that covers the whole body. The longer model can be folded in the middle for easier transport and for transfers in a semi-seated position.

RollerSlide is part of a series of different models of transfer assistive devices. The choice of model and material is determined by the patient's functional capacity and the situations in which the product is to be used.

RoMedic's products together form the SystemRoMedic concept, which takes a holistic approach to patient transfers. SystemRoMedic has four categories of transfers: transfer, positioning, support and lifting.



Functional inspection

Visual inspection

Check the condition and function of the product regularly, and always after laundering. Check to ensure that the fabric is not worn, damaged or bleached. If there are signs of wear, the product must be discarded.

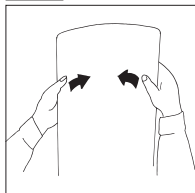


Always read the instructions

Read instructions for all assistive devices used in connection with transfers.
To prevent discomfort, exercise care and caution when using the product.

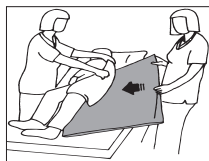


Functional inspection



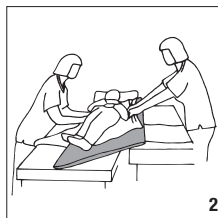
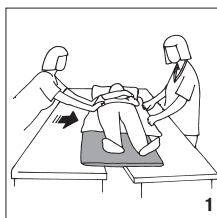
Carefully bend the RollerSlide to check strength and durability. The mat should be both elastic and rigid. Discard the RollerSlide when its strength and durability are diminished.

Placement/removal of RollerSlide



Lean the patient to one side and guide the RollerSlide in under 1/3 of the body. To remove, lean the patient to one side and pull out the RollerSlide.

Using RollerSlide



Caregivers should work on either side of the patient, and push and pull while standing in a walking stance (1). Distance between underlying surfaces must not exceed 20 cm. Roller Slide can also be used where there is a minor difference in height between the underlying surfaces.

RollerSlide must always be removed before x-raying, but RollerSlide Light can be left under the patient during x-raying.

Care of the product:

Read the product label.



Clean with disinfectant. The slide cover can be machine laundered. Tumble-dry at low temperature.

Material:

Polyamid, polyether

Size

9120	175 x 50 Light
9110	85 x 50 Light
9145	175 x 50
9155	85 x 50
9148	175 x 50 Flexi
9158	85 x 50 Flexi

When in doubt, contact your RoMedic representative for product trials, advice or information.

If you require additional information, contact your transfer specialist or our representative, or visit www.romedic.com. Make sure you always have the most recent version of the manual. Manuals are available for downloading from our website; <http://www.romedic.com>

RoMedic AB

Box 640

SE-175 27 Järfälla

SWEDEN

Tel: +46 (0)8-594 773 33

Fax: +46 (0)8-594 773 44

Internet: www.romedic.com

E-mail: office@romedic.com

RoMedic[®]
A company in the Handicare Group