

Seating

Standing

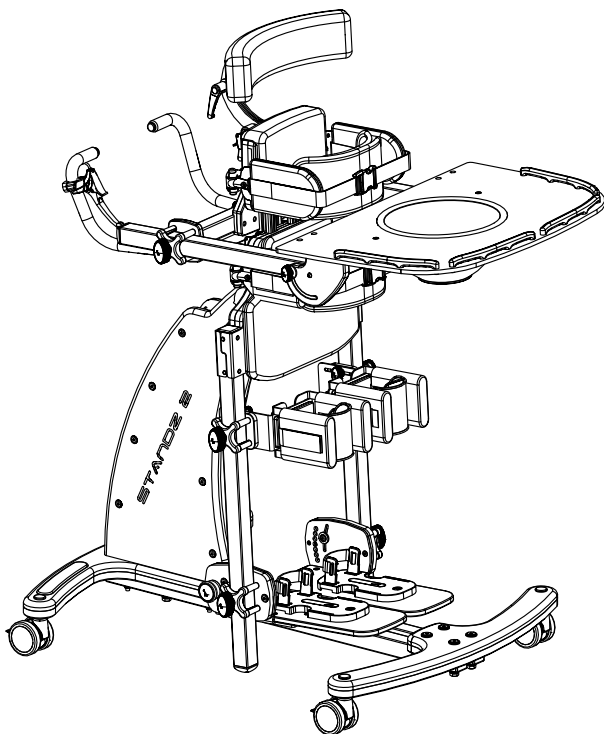
Sleeping

Therapy

Instruction for use part 2 of 2

STZ02

May 2021. Version 001



Read part 1 and part 2 before use





Carers and home users

Cuidadores y usuarios
Auxiliares e utilizadores domésticos
Assistenti ed utenti
Opiekunowie



Re-issue and stores

Reedición y tiendas
Re-edição e lojas
Ortopedie
Sklepy



Professional and technical users

Usuarios profesionales y técnicos
Utilizadores profissionais e técnicos
Terapisti e Tecnici
Profesjonalisci

Product Labels

- Each Jenx product has a number of pictorial safety labels attached, please refer to the explanations below.
- Cada producto de Jenx tiene etiquetas con iconos de seguridad, cuyo significado se explica a continuación
- Cada produto Jenx tem um número de etiquetas de segurança pictórica em anexo, referem-se às explicações abaixo.
- Il numero di serie è riportato sull'etichetta CE (vedere figura), presente sul prodotto. Indicare sempre questo codice qualora sia necessario contattare Jenx per assistenza.
- Každý výrobek firmy Jenx označený jest szeregami etykiet bezpieczeństwa. Ich opisy zamieszczono poniżej.



- Attention / Warning
- Regulaciones
- Attenção/ Aviso
- Attenzione/Avvertenza
- Uwaga!



- Please read Instruction for Use
- Por favor lea las instrucciones
- Leia as instruções
- Leggere le istruzioni
- Prosimy, przeczytaj instrukcję



- Only for indoor use
- Solo para uso en interiores
- Apenas para utilizar em interiores
- Solo per utilizzo al chiuso
- Tylko do użytku wewnątrz pomieszczeń

- Always fasten and adjust positioning straps and belts to suit the child. Adjust to suit changes in clothing. Allow one finger width between the belt and the child.

- Presione y ajuste siempre las correas posicionadoras y los cinturones para que el producto se adapte al niño. Ajuste siempre teniendo en cuenta los cambios de ropa. Deje siempre el espacio de un dedo de ancho entre el cinturón y el niño.

- Aperte e ajuste faixas e cintos de posicionamento para se adequar à criança. Ajuste de acordo com a mudança de roupa. Permitem largura de um dedo entre a correia e a criança.

- Allacciare le cinture e le cinghie di posizionamento e regolarle in base alle esigenze del bambino e in base agli indumenti indossati dal bambino. Verificare di riuscire a inserire un dito tra la cintura ed il bambino.
- Upewnij się, że wszystkie pasy są w użyciu

- Do not leave child unattended
- No deje el niño sin vigilancia
- NÃO UTILIZE como dispositivo de mobilidade.
- Nunca utilize o produto em solo irregular ou superfícies desniveladas.
- Nie pozostawiaj dziecka bez opieki.



- DO NOT USE as a mobility device Never use product on rough ground or uneven surface.
- NO USAR ESTO PRODUCTO como un dispositivo de movilidad no usar esto producto o sobre superficies irregulares.
- NÃO UTILIZE como dispositivo de mobilidade. Nunca utilize o produto em solo irregular ou superfícies desniveladas.
- NON UTILIZZARE come dispositivo di mobilità. Non usare il prodotto su terreni irregolari o dissestati.
- NIE UŻYWAJ WYROBU, jako urządzenia transportowego. Nigdy nie korzystaj z wyrobu na nie równej, lub pochyłej nawierzchni.

- User Weight Limit (changes per model and size)
- Peso limite del usuario (cambia por modelo y dimensiones)
- Limite peso de cliente (altera por modelo e tamanho)
- Portata massima (dipende dal modello e dalla misura)
- Maksymalna dopuszczalna waga użytkownika (zależna od wyrobu i jego rozmiaru)

- Conforms to CE Marking Regulations Medical Devices Regulation (MDR) (EU) 2017/745.
- Cumple con las regulaciones de la marca de la CE Reglamento de Dispositivos Médicos (MDR) (UE) 2017/745.
- Está em conformidade com a Marcação CE Regulamentos Dispositivo Médico Regulamento (MDR) (UE) 2017/745.
- Marchio CE di conformità al Regolamento relativo ai Dispositivi medici (UE) 2017/745.
- Produkt zgodny z przepisami dotyczącymi oznakowania CE i rozporządzeniem w sprawie wyrobów medycznych 2017/745/UE.

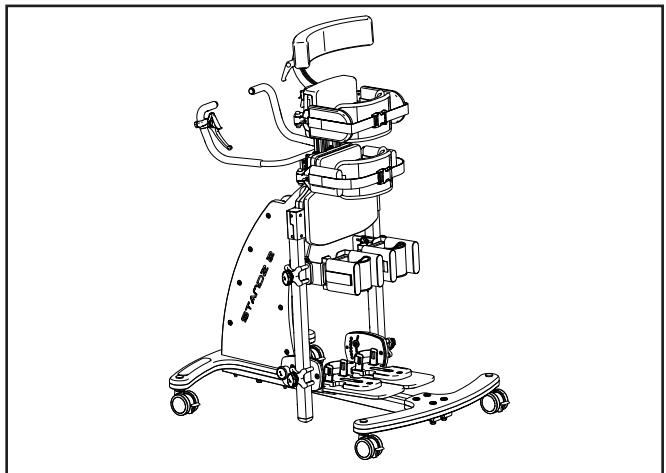
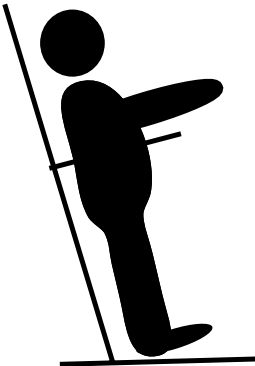
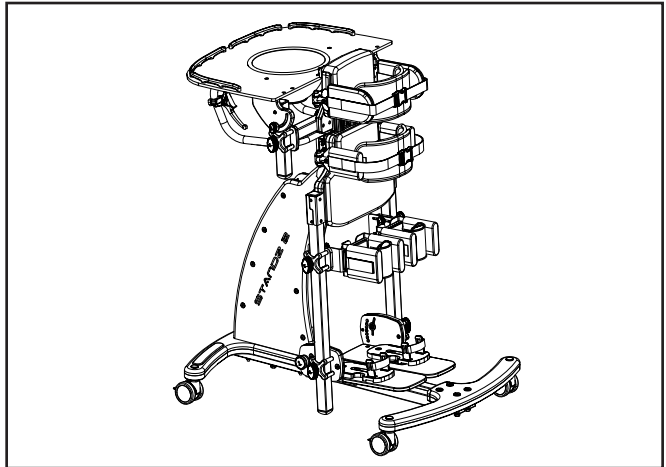
- Conforms to UKCA Marking Regulations.
- Se ajusta a las regulaciones de la marca de las Evaluaciones de Conformidad del Reino Unido (UKCA).
- Está em conformidade com os Regulamentos de Marcação UKCA.
- Marchio di conformità al Regolamento UKCA.
- Produkt zgodny z przepisami dotyczącymi oznakowania UKCA.

Jenx Limited, Wardsend Road, Sheffield S6 1RQ, United Kingdom
Tel: +44 (0) 114 285 3376
Email: export@jenx.com
www.jenx.com

JENX® 
Positioning for life

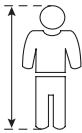
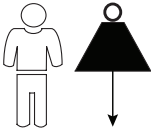
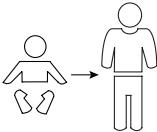
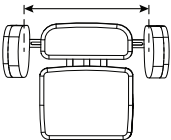
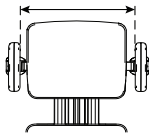
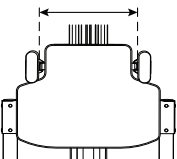
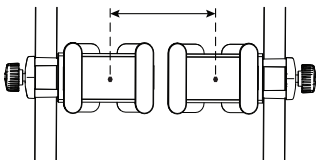
Minimum Safe Configuration - STZ02

Mínima de seguridad configuración
Seguro mínimo configuração
Minima di sicurezza configurazione
Minimalna Bezpieczne konfiguracja



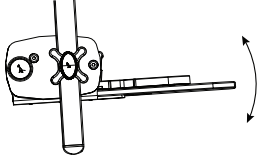
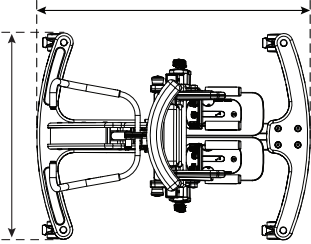
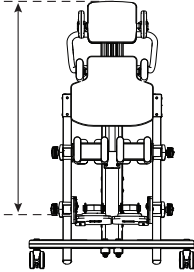
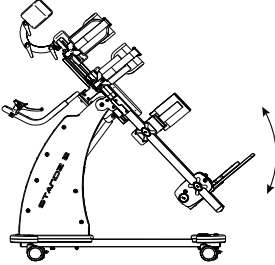
Specification

Especificaciones
Dati tecnici
Especificações
Technické údaje

	Min: 990mm Max: 1600mm
	Max: 70Kg
	5 years - 14 years
	Min: 200mm Max: 290mm
	Min: 220mm Max: 360mm
	Min: 250mm Max: 370mm
	220mm

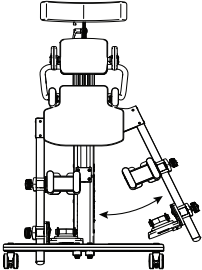
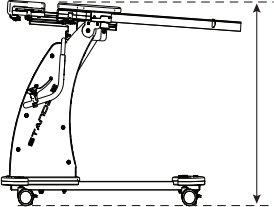
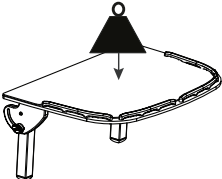
Specification

Especificaciones
Dati tecnici
Especificações
Technické údaje

	<p>-15° +15°</p>
	<p>760mm x 1070mm</p>
	<p>Min: 820mm Max: 1160mm</p>
	<p>±0° +90°</p>

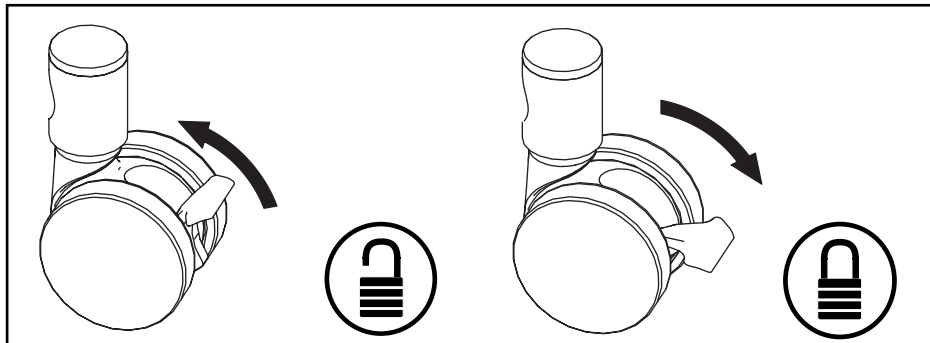
Specification

Especificaciones
Dati tecnici
Especificações
Technické údaje

 <p>A technical drawing of the Jenx device from a front-three-quarter perspective. It shows a central vertical column with a horizontal arm extending to the right. The arm is mounted on a sliding mechanism, and there are arrows indicating its range of motion. The device sits on a base with four casters.</p>	<p>$\pm 0^\circ$ $+30^\circ$</p>
 <p>A technical drawing of the Jenx device from a side perspective. A vertical double-headed arrow indicates the height of the horizontal arm. The device is shown on its base with casters.</p>	<p>900mm</p>
 <p>A technical drawing of the Jenx device from a top-down perspective. A downward-pointing arrow is positioned above the central column, indicating the weight limit.</p>	<p>Max: 5Kg</p>

Castors

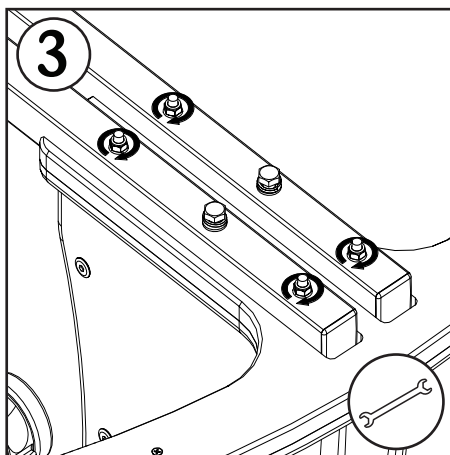
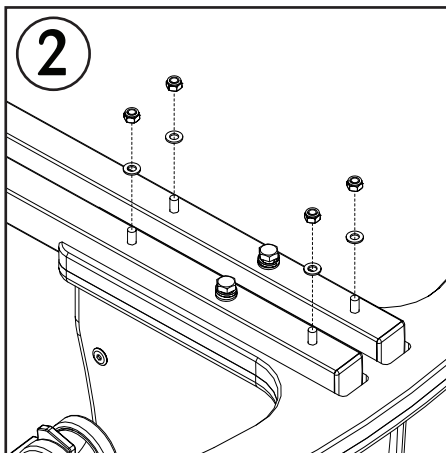
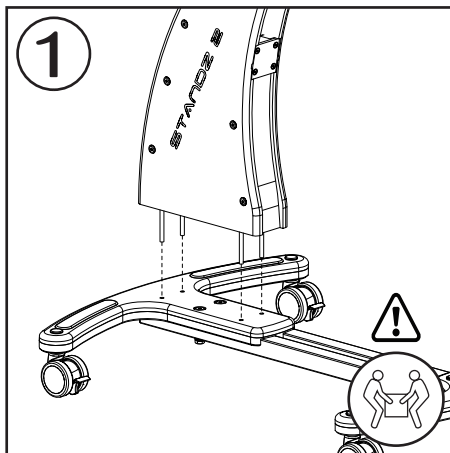

Ruedas
Rodízios
Ruote
Rolki



Column to Base



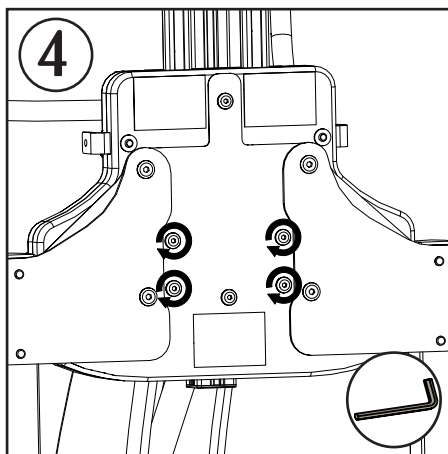
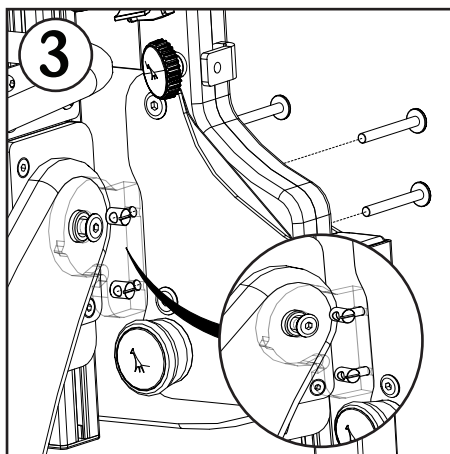
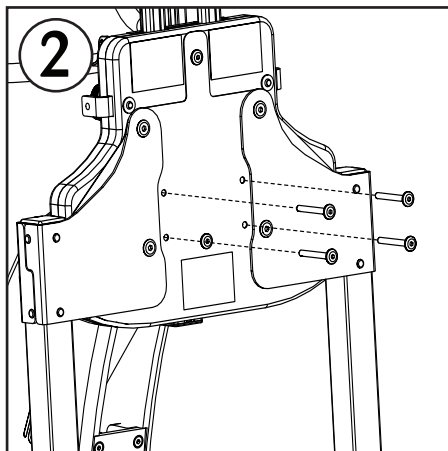
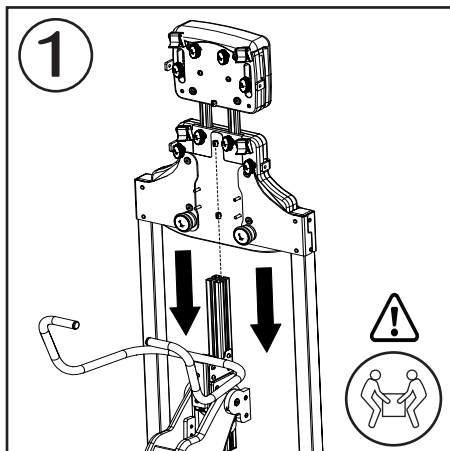

Columna a la Base
Coluna para a Base
Colonna di Base
Kolumna do Bazy



Support Boards



Tableros de soporte
Placas de apoio
Schede di supporto
Płyty nośne

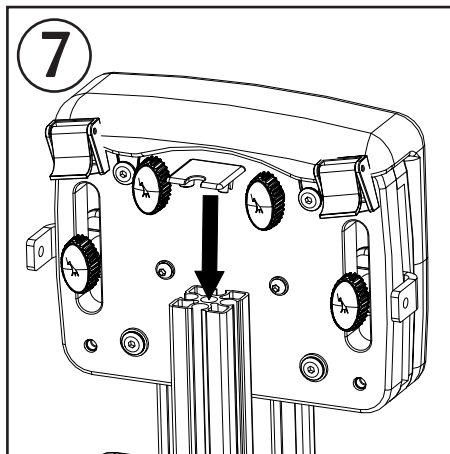
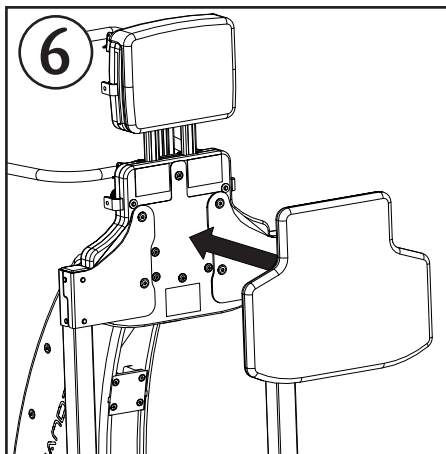
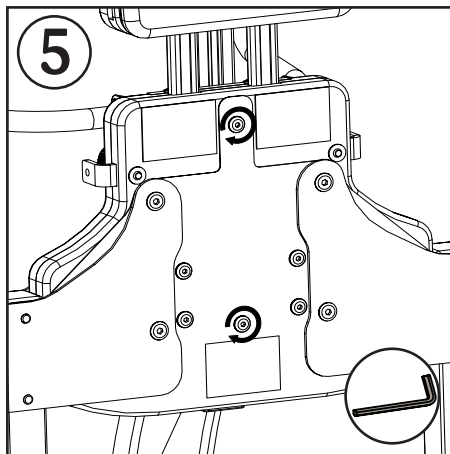


Jenx Limited, Wardsend Road, Sheffield S6 1RQ, United Kingdom
Tel: +44 (0) 114 285 3376
Email: export@jenx.com
www.jenx.com

JENX 
Positioning for life

Support Boards

Tableros de soporte
Placas de apoio
Schede di supporto
Płyty nośne



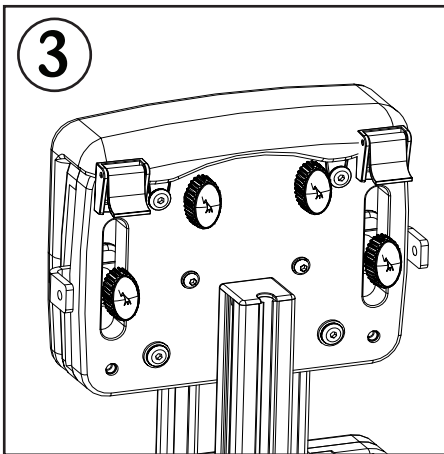
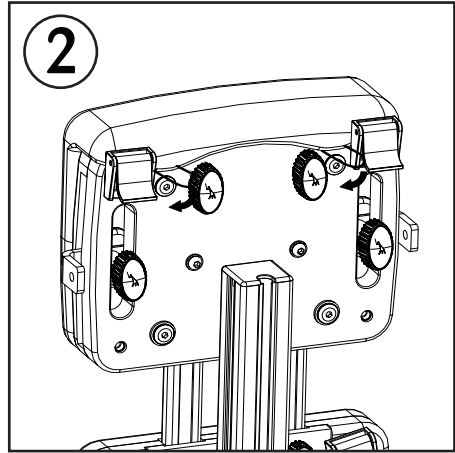
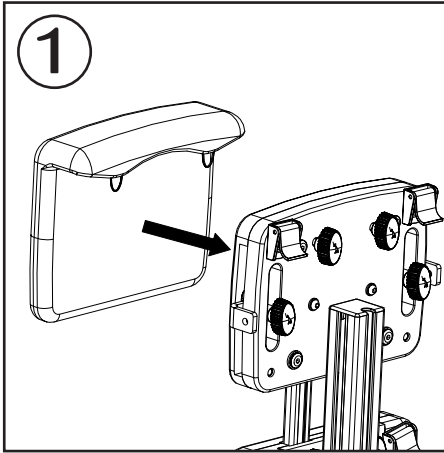
Chest Pad



Cojín del pecho
Almofada no peito

Sternale

Ochroniacz klatki piersiowej



Handle Adjustment

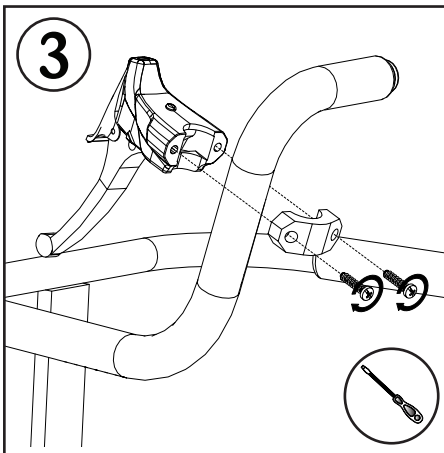
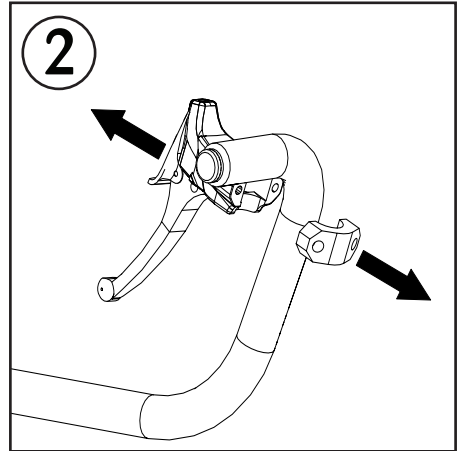
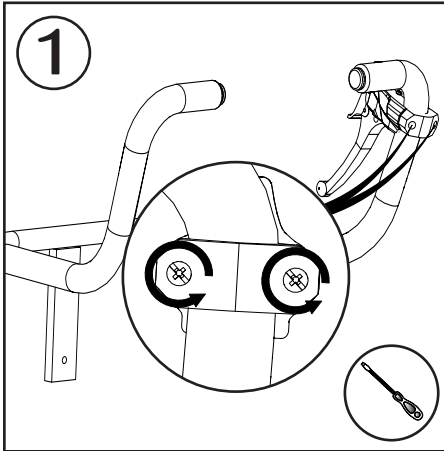


Ajuste de agarraderas

Ajustamento do manípulo

Regolazione della maniglia di spinta


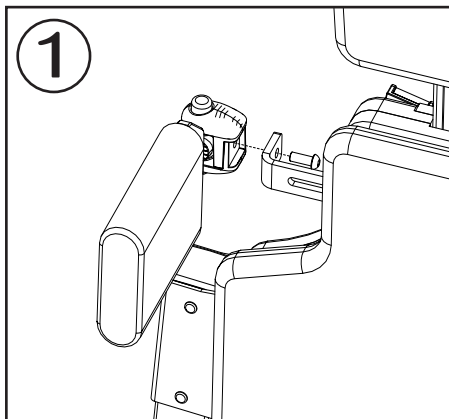
Regulacja uchwytu



Fitting Pelvic Support

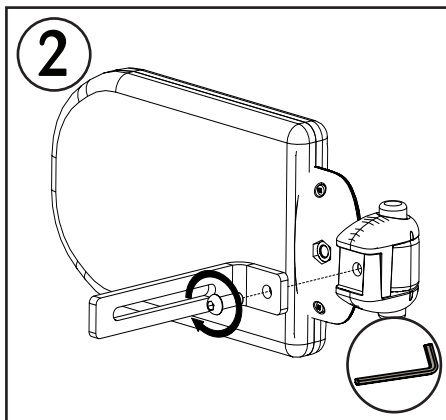
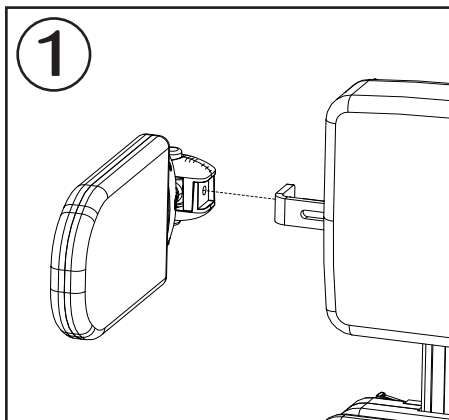


Ajuste del Soporte pélvico
Suporte pélvico adequado
Montaggio supporto pelvico
Oprawa wsparcia miednicy



Fitting Trunk Support

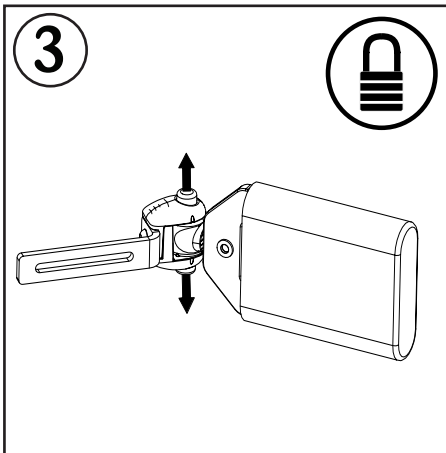
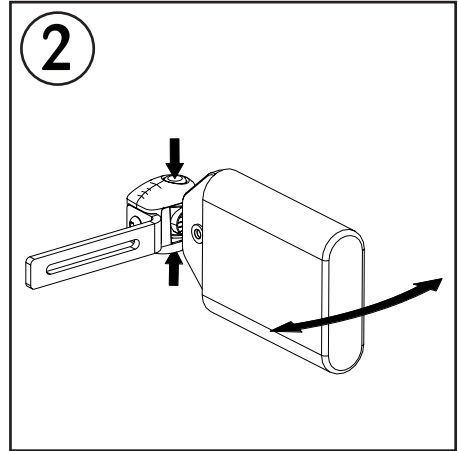
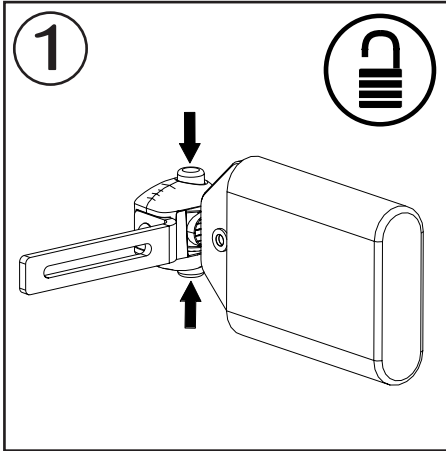
Ajuste de los Soportes laterales
Montagem de peito
Supporto petto raccordo
Oprawa wsparcie w klatce piersiowej



Support Pads



Almohadilla de soporte
Apoio pad
Supporto pad
Wsparcie pad



Chest Straps / Hip Straps

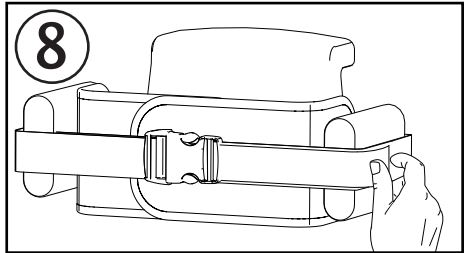
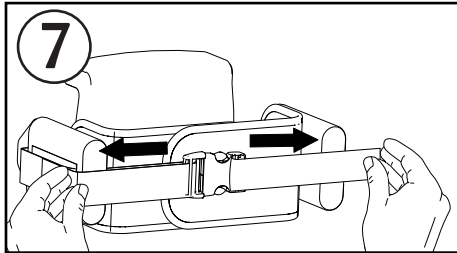
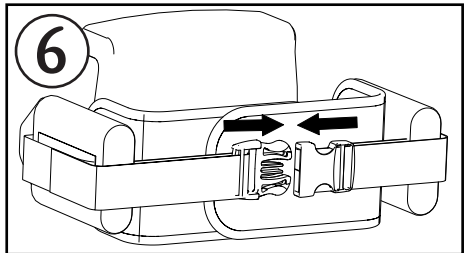
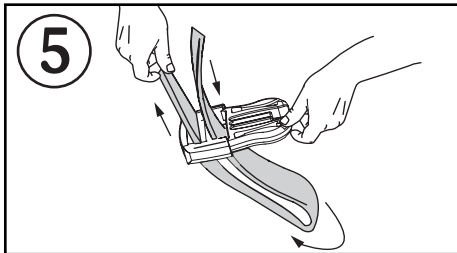
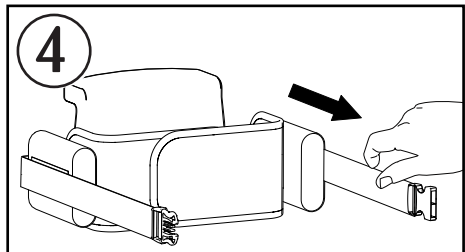
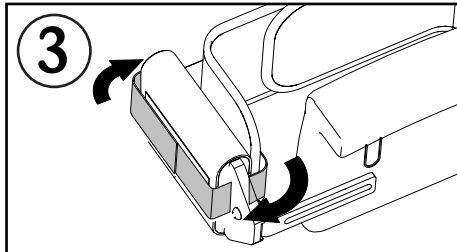
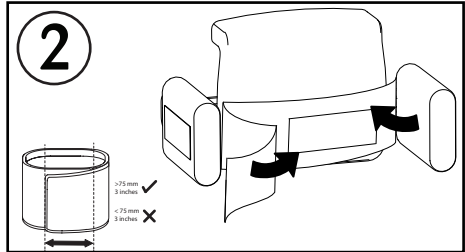
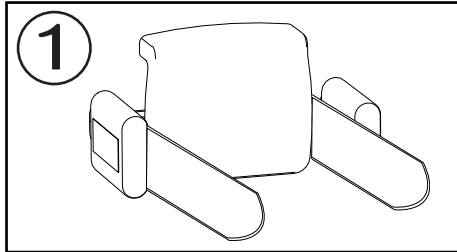


Cinchas de pecho / Cinchas de cadera

Cintas de segurança / Cintas de segurança

Cinghie di sicurezza / Cinghie di sicurezza

Pasy bezpieczeństwa / Pasy bezpieczeństwa



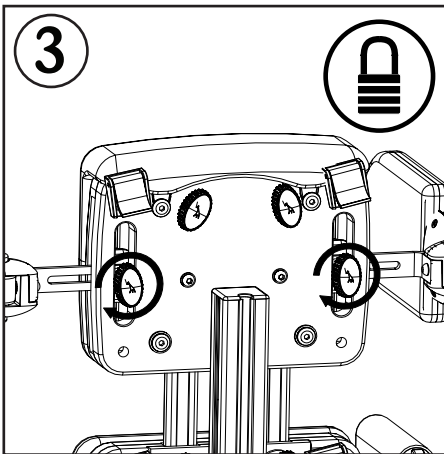
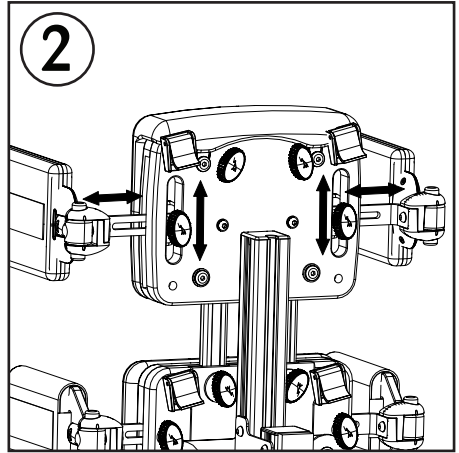
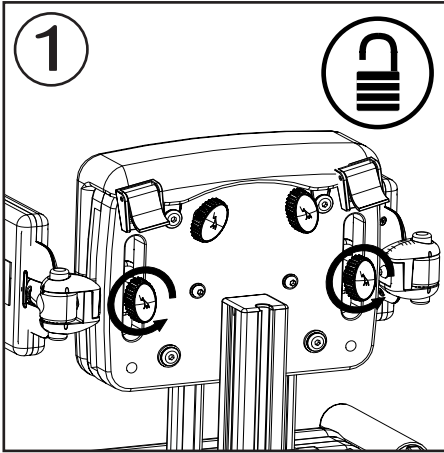
Jenx Limited, Wardsend Road, Sheffield S6 1RQ, United Kingdom
Tel: +44 (0) 114 285 3376
Email: export@jenx.com
www.jenx.com

JENX 
Positioning for life

Chest Supports



Soportes de pecho
Cintas de segurança
Cinghie di sicurezza
Pasy bezpieczeństwa



Hip Supports


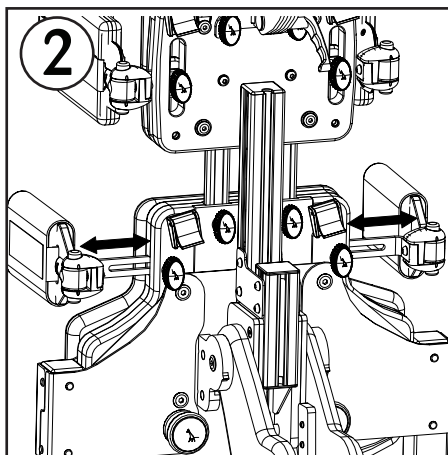
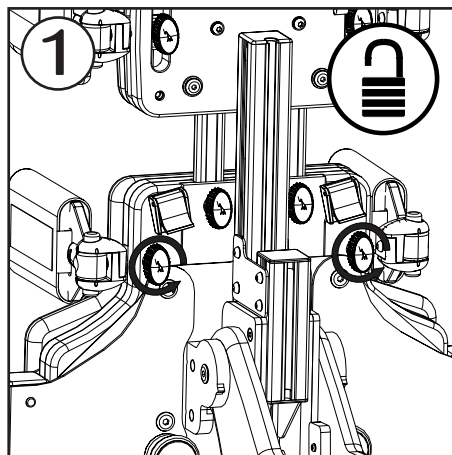


Guías de cadera

Guías de Anca

Guide per il bacino

Regulacja podpór biodrowych



Chest Board Height

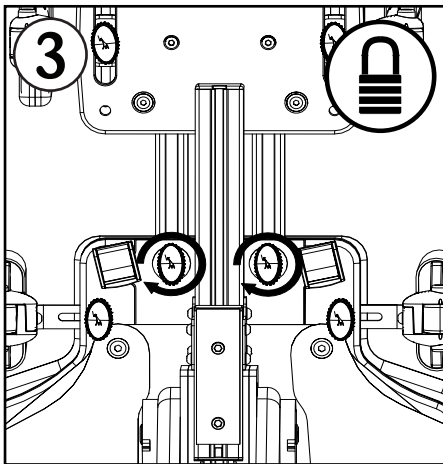
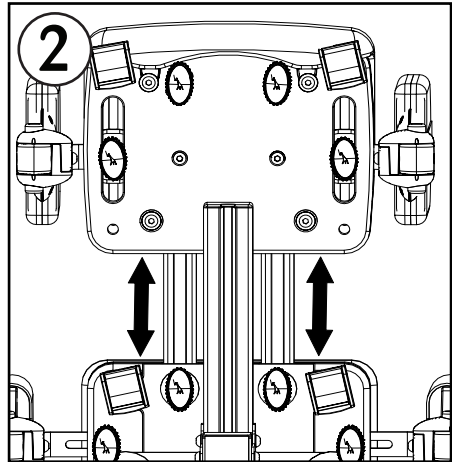
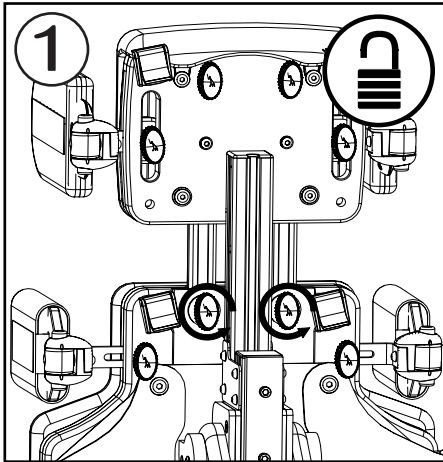


Altura de tablero de pecho

Altura tabuleiro de xadrez

Scacchi altezza bordo

Wysokość szachy pokładzie



Jenx Limited, Wardsend Road, Sheffield S6 1RQ, United Kingdom

Tel: +44 (0) 114 285 3376

Email: export@jenx.com

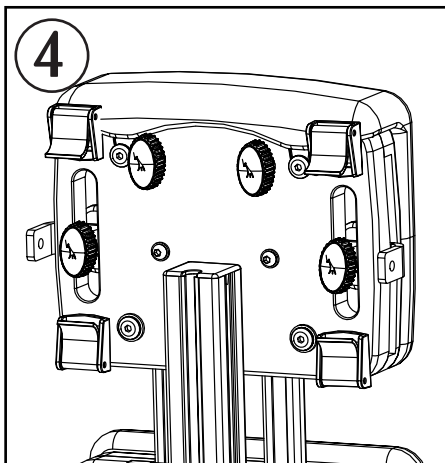
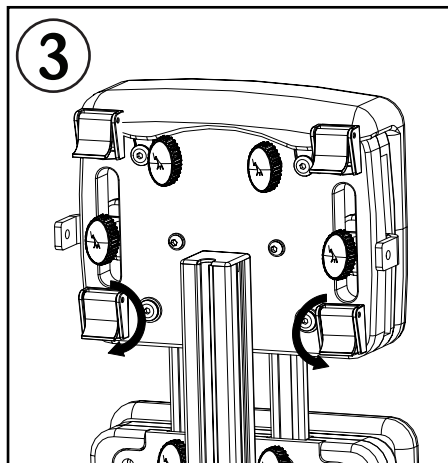
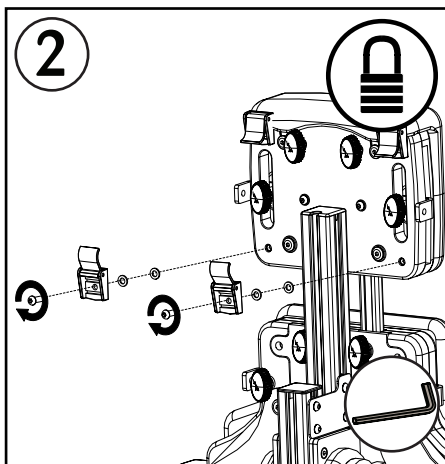
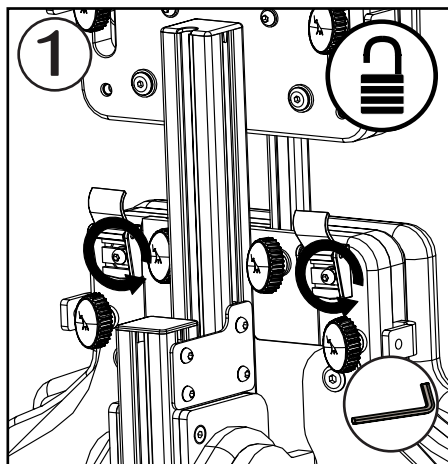
www.jenx.com

JENX 
Positioning for life

Safety Straps



Correas de seguridad
Cintas de segurança
Cinghie di sicurezza
Pasy bezpieczeństwa



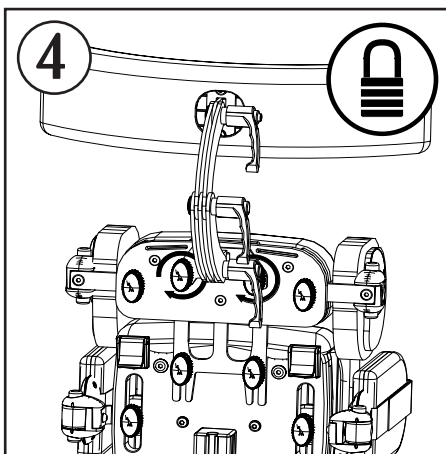
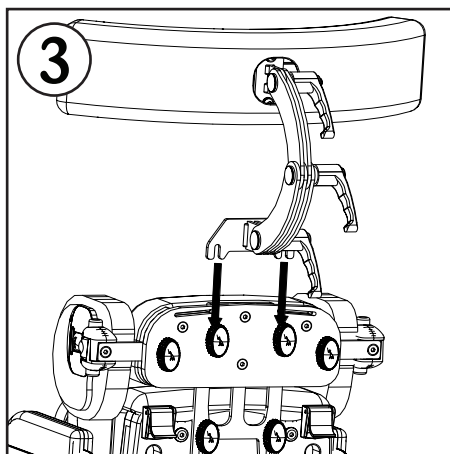
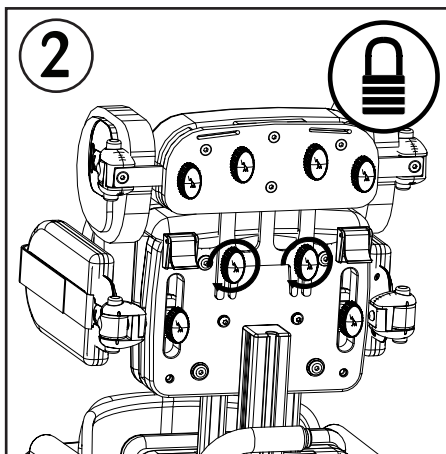
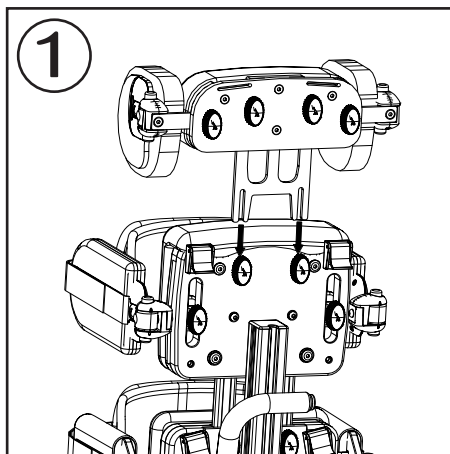
Jenx Limited, Wardsend Road, Sheffield S6 1RQ, United Kingdom
Tel: +44 (0) 114 285 3376
Email: export@jenx.com
www.jenx.com

JENX 
Positioning for life

Shoulder Pads




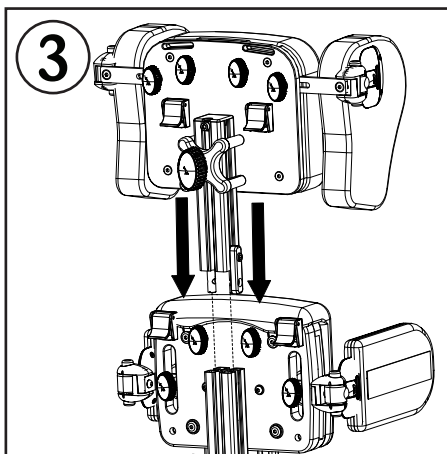
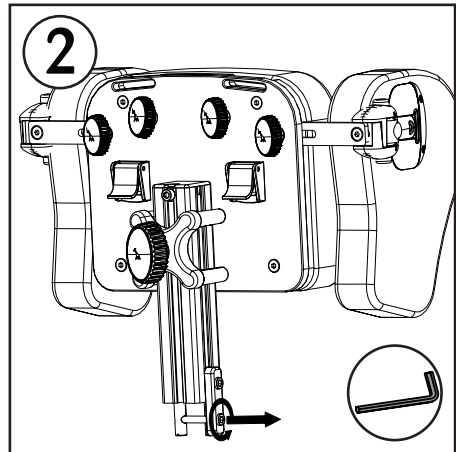
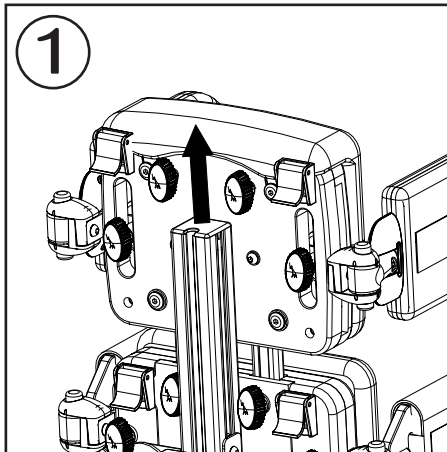
Almohadillas para hombros
Almofadas para os ombros
Imbottiture per le spalle
Oparcia ramienia



Shoulder Pads

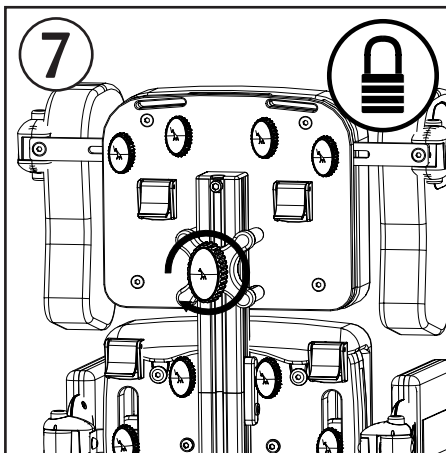
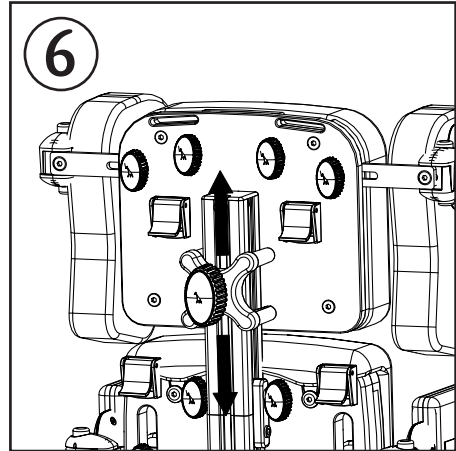
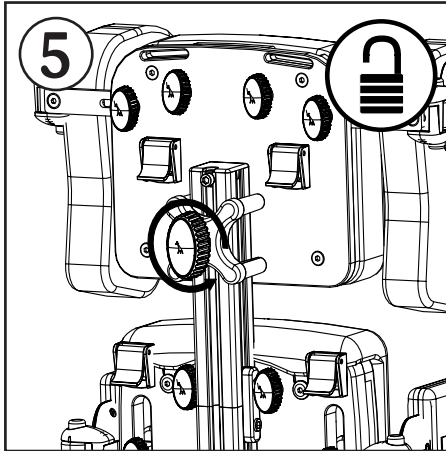


Almohadillas para hombros
Almofadas para os ombros
Imbottiture per le spalle
Oparcia ramienia



Shoulder Pads

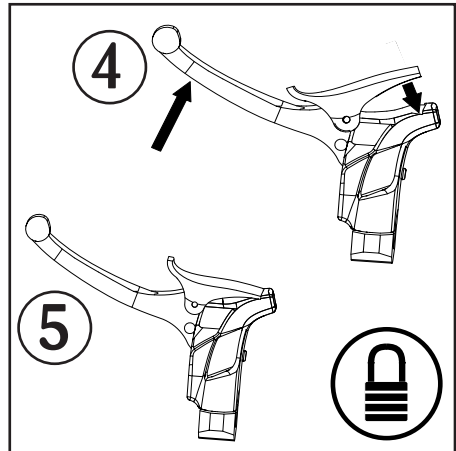
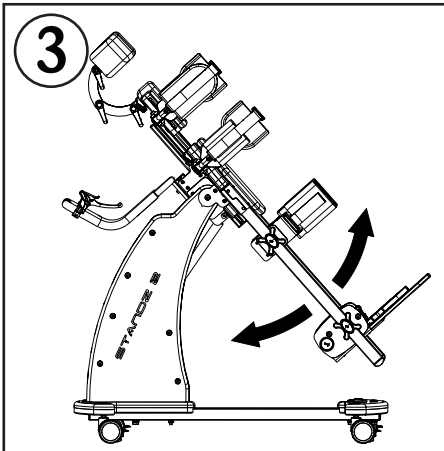
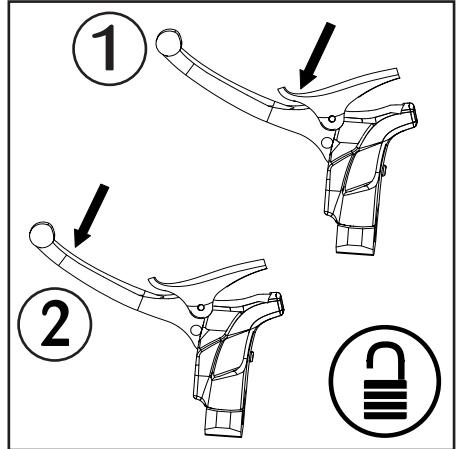
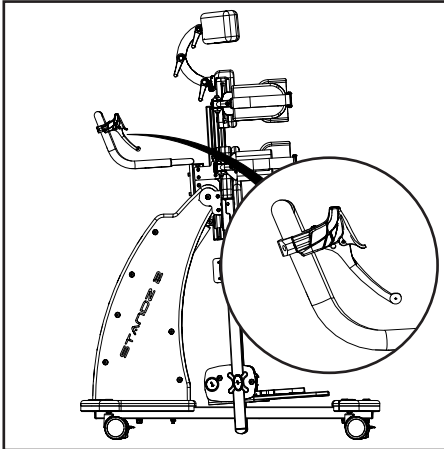

Almohadillas para hombros
Almofadas para os ombros
Imbottiture per le spalle
Oparcia ramienia



Angle Adjustment


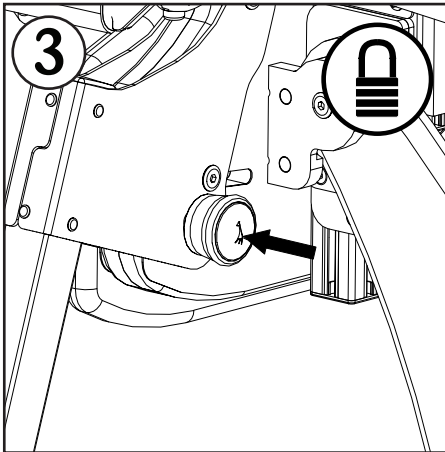
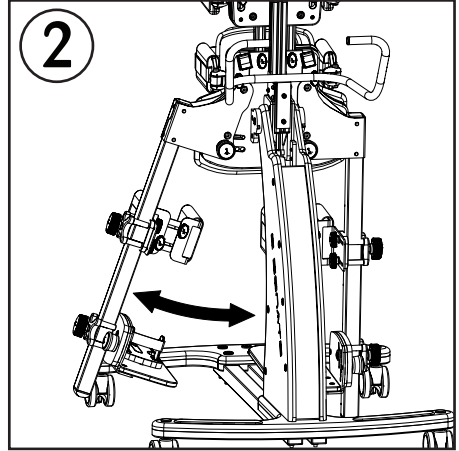
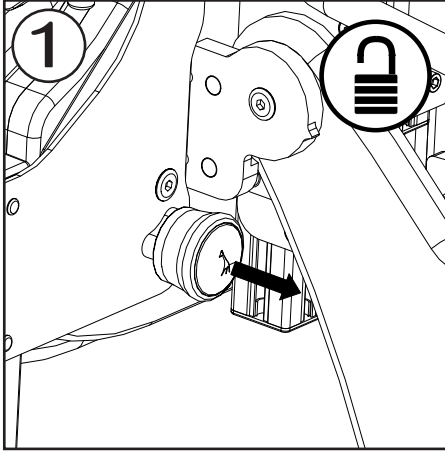


Ajuste del ángulo
Regolazione
Dell'angolo
Regulacja kąta



Abduction

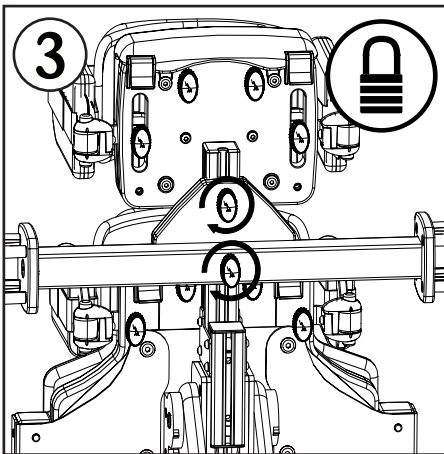
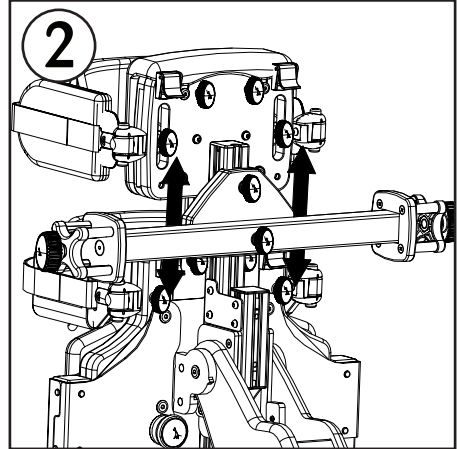
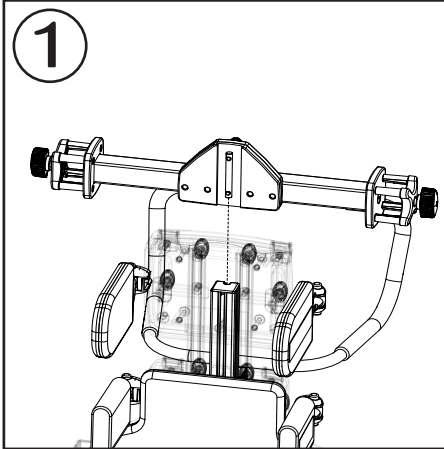
Abducción
Abdução
Rapimento
Urowadzenie



Tray Mounting Bracket



Soporte de montaje de la bandeja
Suporte de montagem da bandeja
Vassoio staffa di montaggio
Taca Uchwyt montażowy



Jenx Limited, Wardsend Road, Sheffield S6 1RQ, United Kingdom
Tel: +44 (0) 114 285 3376
Email: export@jenx.com
www.jenx.com

JENX 
Positioning for life

Tray Bracket Adjustment


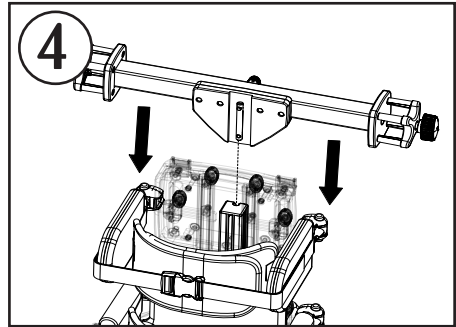
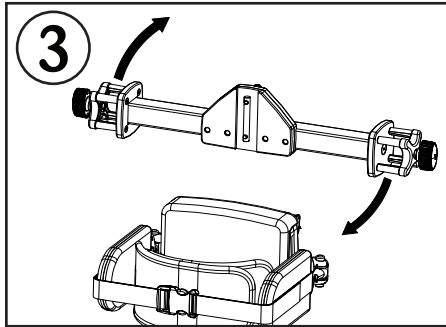
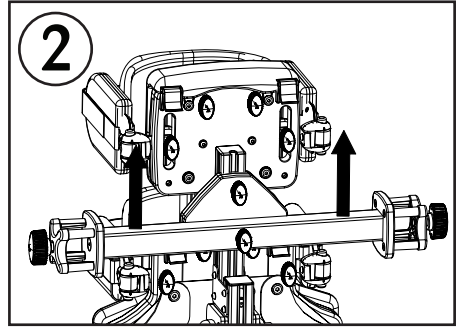
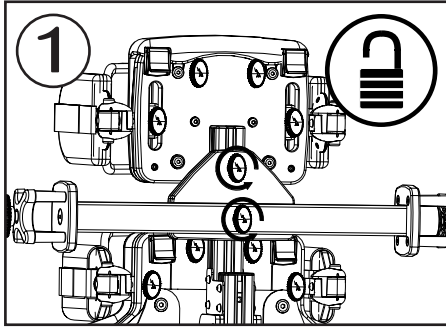


Ajuste del soporte de la bandeja

Ajuste do Suporte da Bandeja

Regolazione del supporto del vassoio

Podajnik Wspornik Korekta



Jenx Limited, Wardsend Road, Sheffield S6 1RQ, United Kingdom

Tel: +44 (0) 114 285 3376

Email: export@jenx.com

www.jenx.com

JENX 
Positioning for life

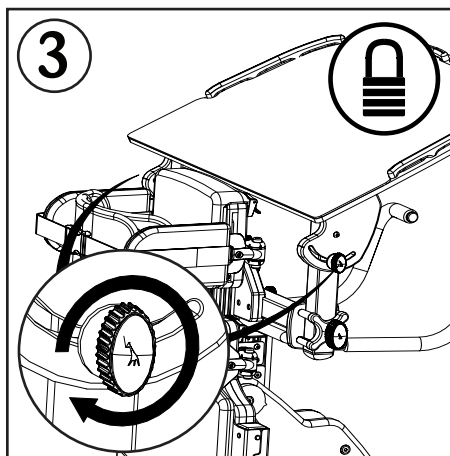
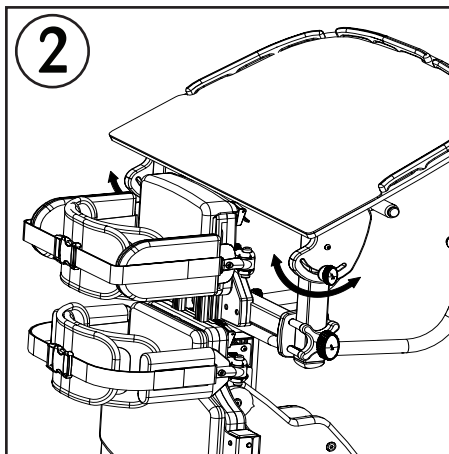
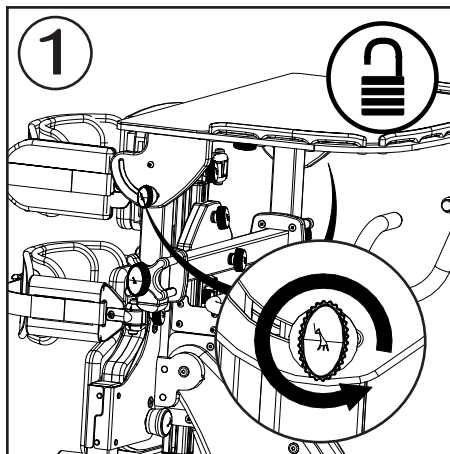
Tray Angle

Ángulo de la bandeja

Ângulo de bandeja

Angolo di vassoio

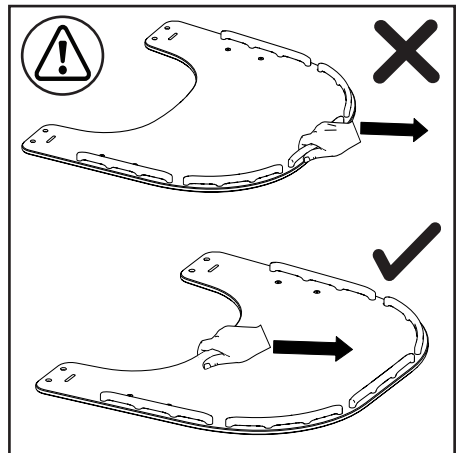
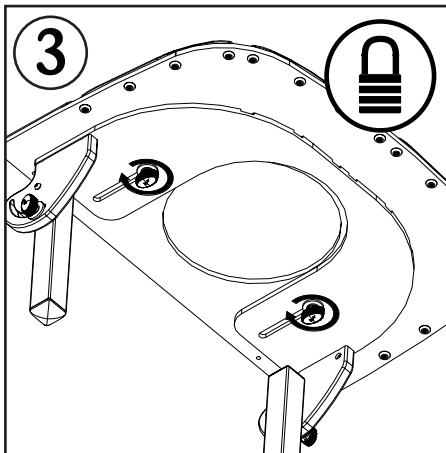
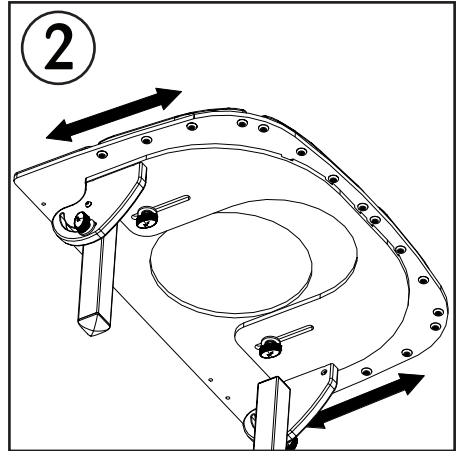
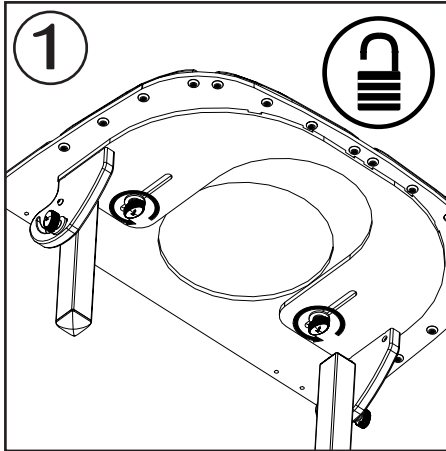
Kač tacka



Tray Adjustment



Ajuste de la bandeja
Bandeja de Ajustamento
Regolazione vassoio
Regulacja Taca



Tray Height

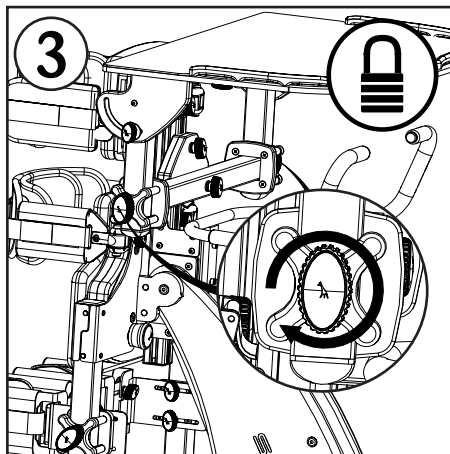
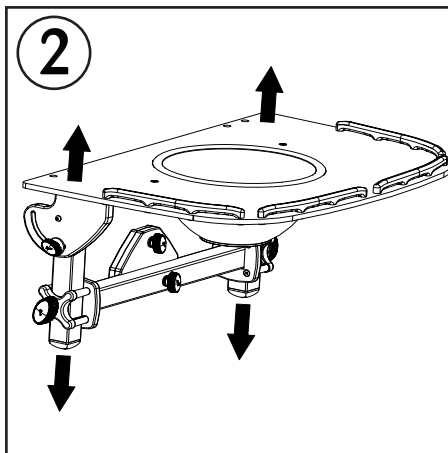
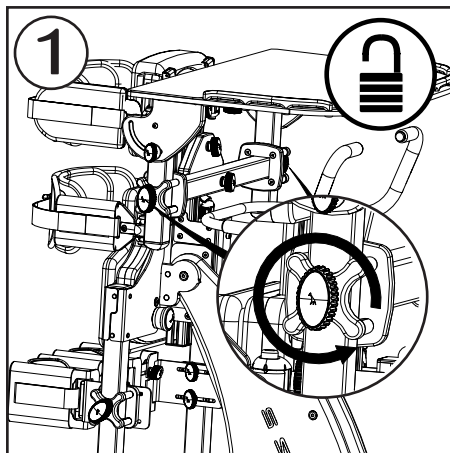


Altura de la bandeja

Altura da bandeja

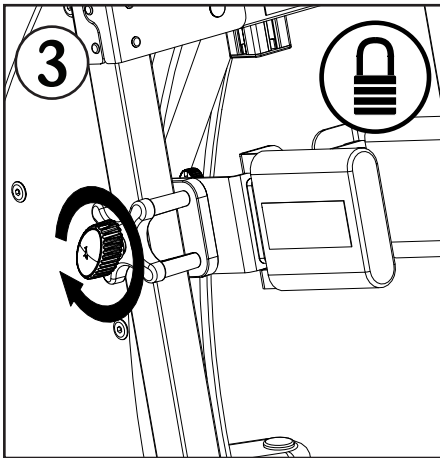
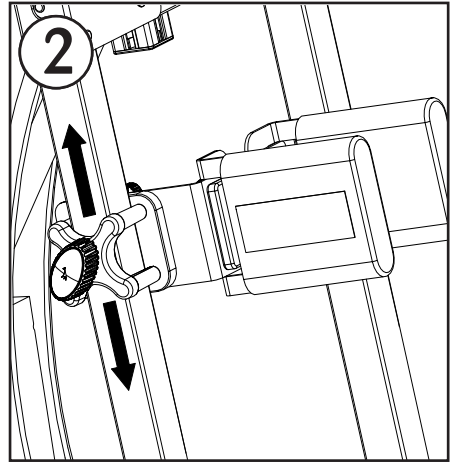
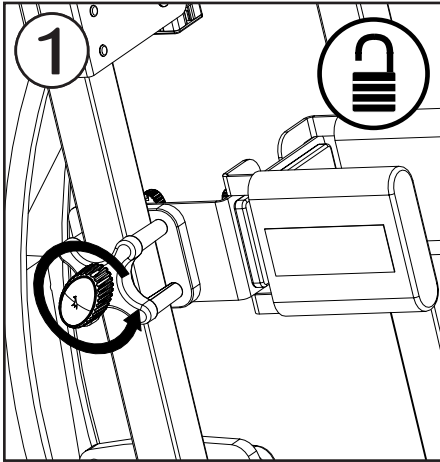
Altezza cassetto

Wysokość tacki



Knee Height

Altura de la rodilla
Altura do joelho
All'altezza del ginocchio
Wysokości kolan



Knee Side Support

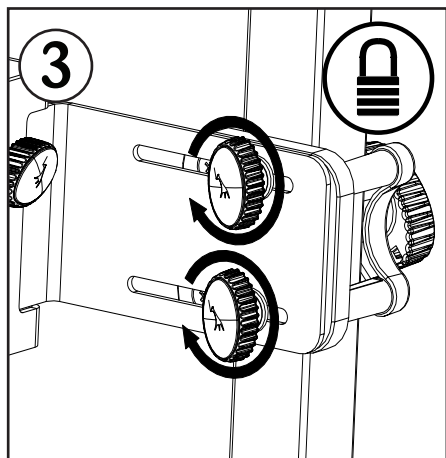
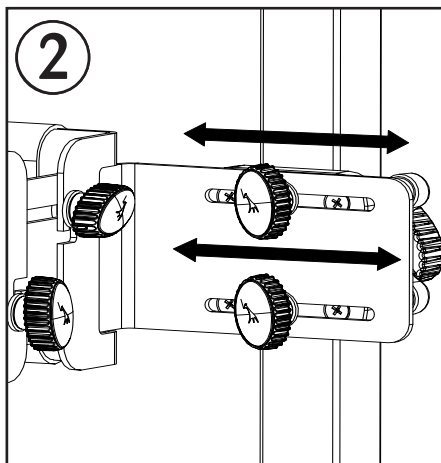
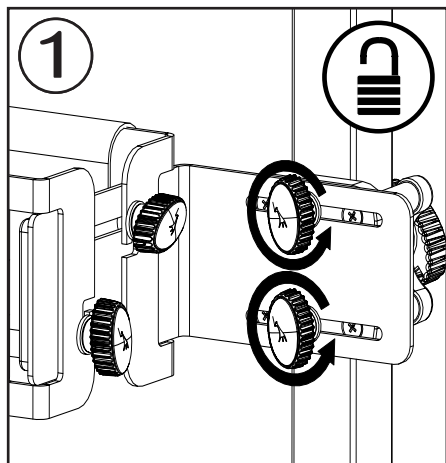


Controles de rodilla

Apoio lateral do joelho

Supporto laterale del ginocchio

Wsparcie z boku kolana



Knee Side Support

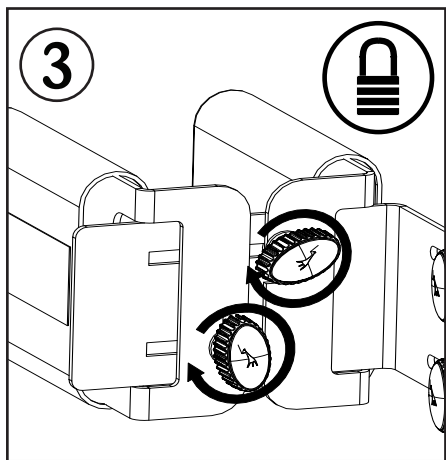
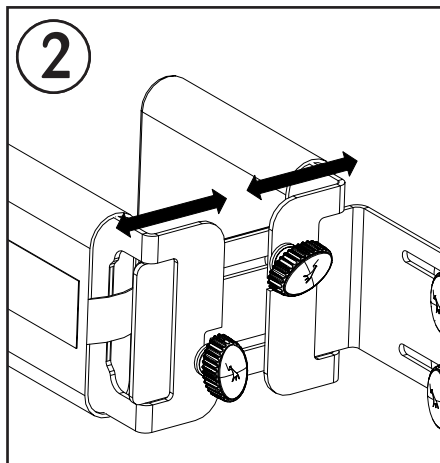
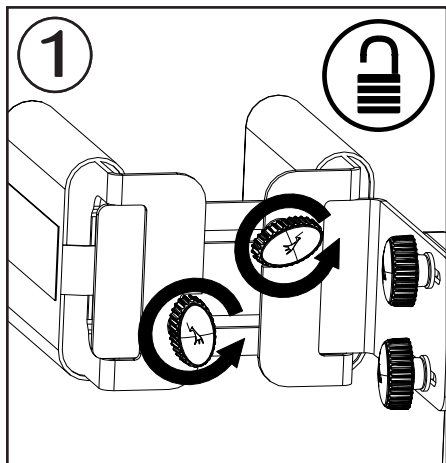


Controles de rodilla

Apoio lateral do joelho

Supporto laterale del ginocchio

Wsparcie z boku kolana



Jenx Limited, Wardsend Road, Sheffield S6 1RQ, United Kingdom

Tel: +44 (0) 114 285 3376

Email: export@jenx.com

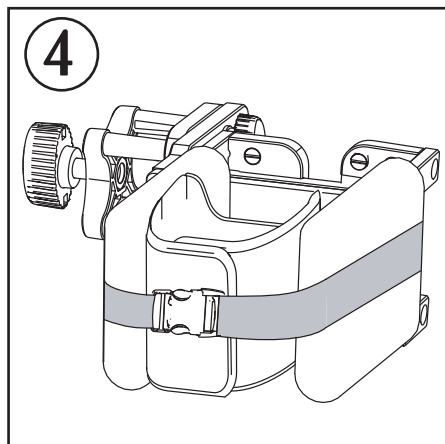
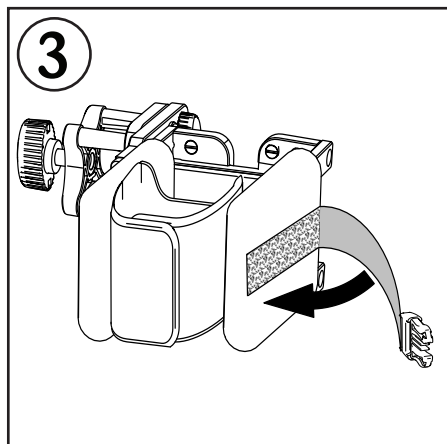
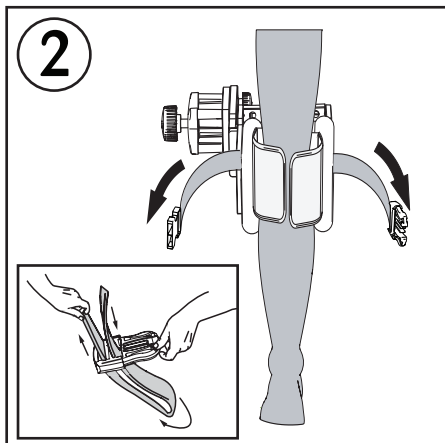
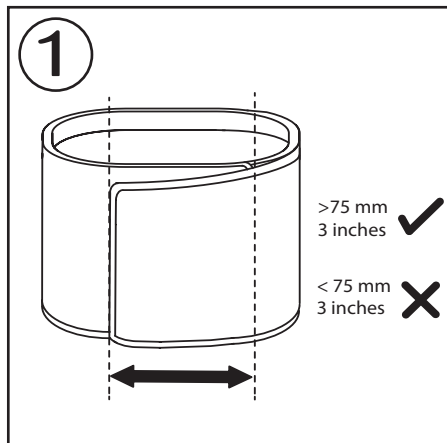
www.jenx.com

JENX[®] 
Positioning for life

Knee Strap

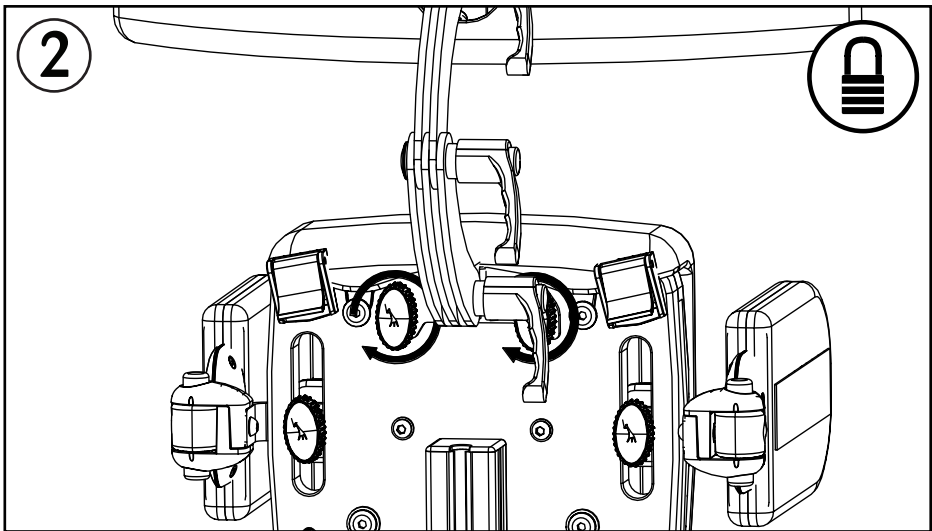
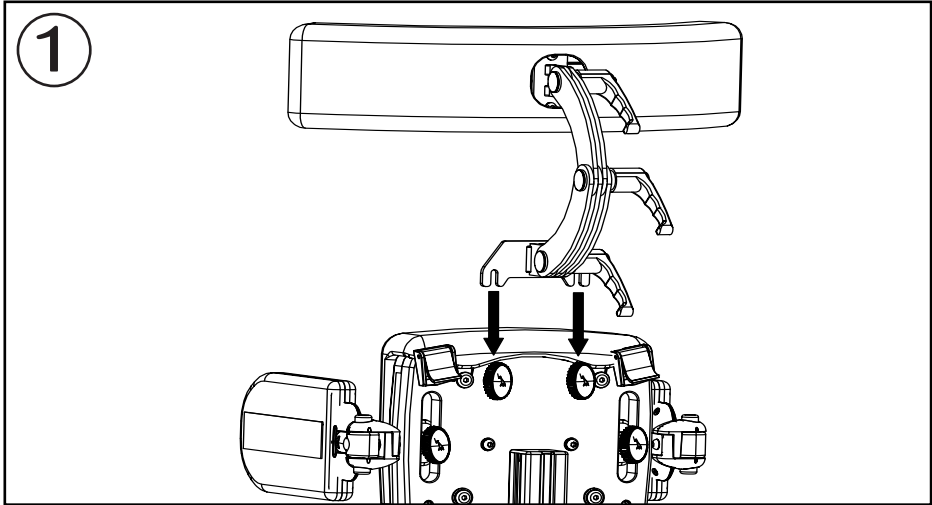


Cincha de rodillas
Alça de bloco de joelho
Cinturino blocco ginocchio
Pasek na kolana blok



Headrest

Reposacabezas
Apoio para a cabeça
Poggiatesta
Zaglówiek



Footplate Height

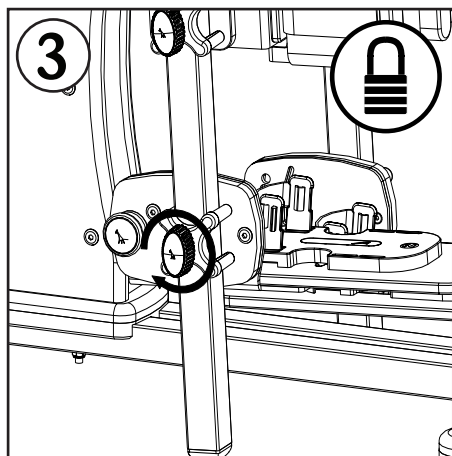
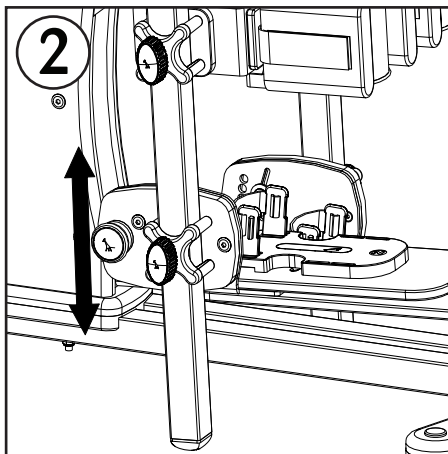
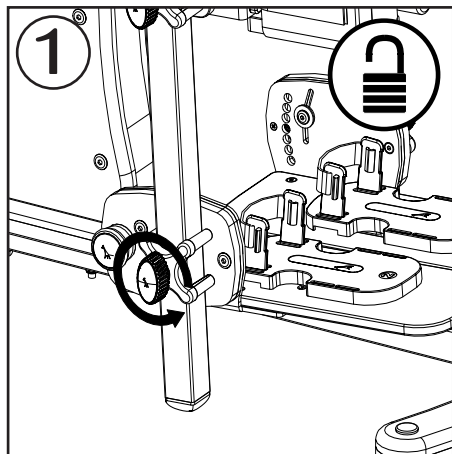


Altura del reposapiés

Apoio de pés Altura

Pedana Altezza

Podnózek Wysokość



Jenx Limited, Wardsend Road, Sheffield S6 1RQ, United Kingdom
Tel: +44 (0) 114 285 3376
Email: export@jenx.com
www.jenx.com

JENX 
Positioning for life


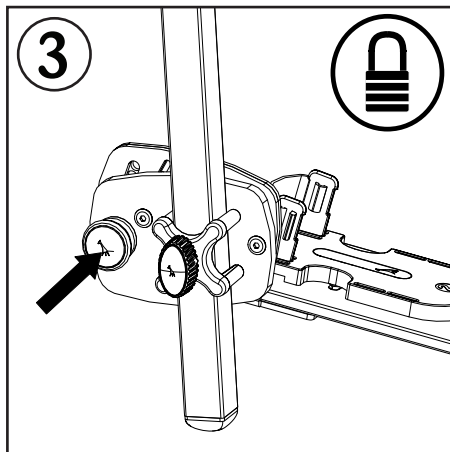
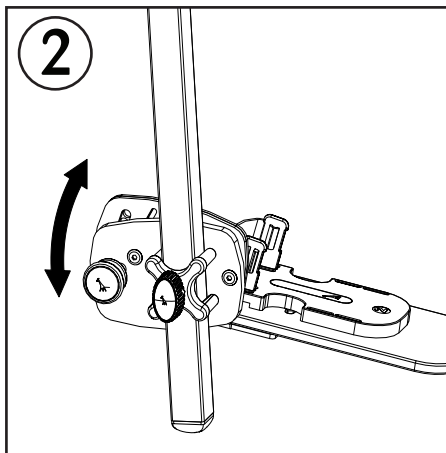
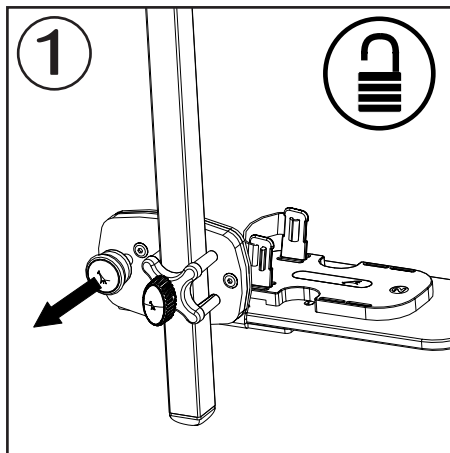
Sandal Angle Adjustment



Ajuste del ángulo de las sandalias

Sandali

Sandaly



Jenx Limited, Wardsend Road, Sheffield S6 1RQ, United Kingdom

Tel: +44 (0) 114 285 3376

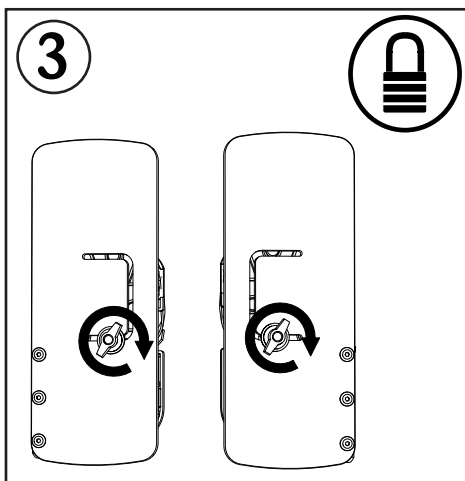
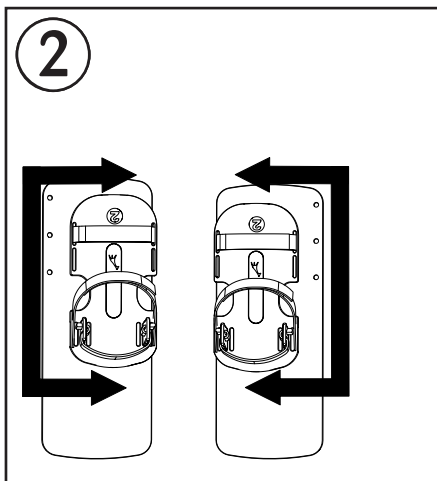
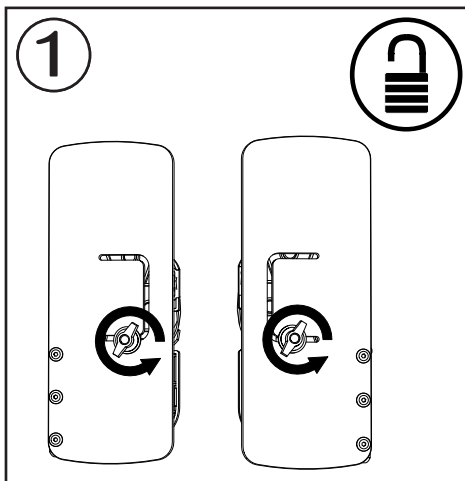
Email: export@jenx.com

www.jenx.com

JENX 
Positioning for life

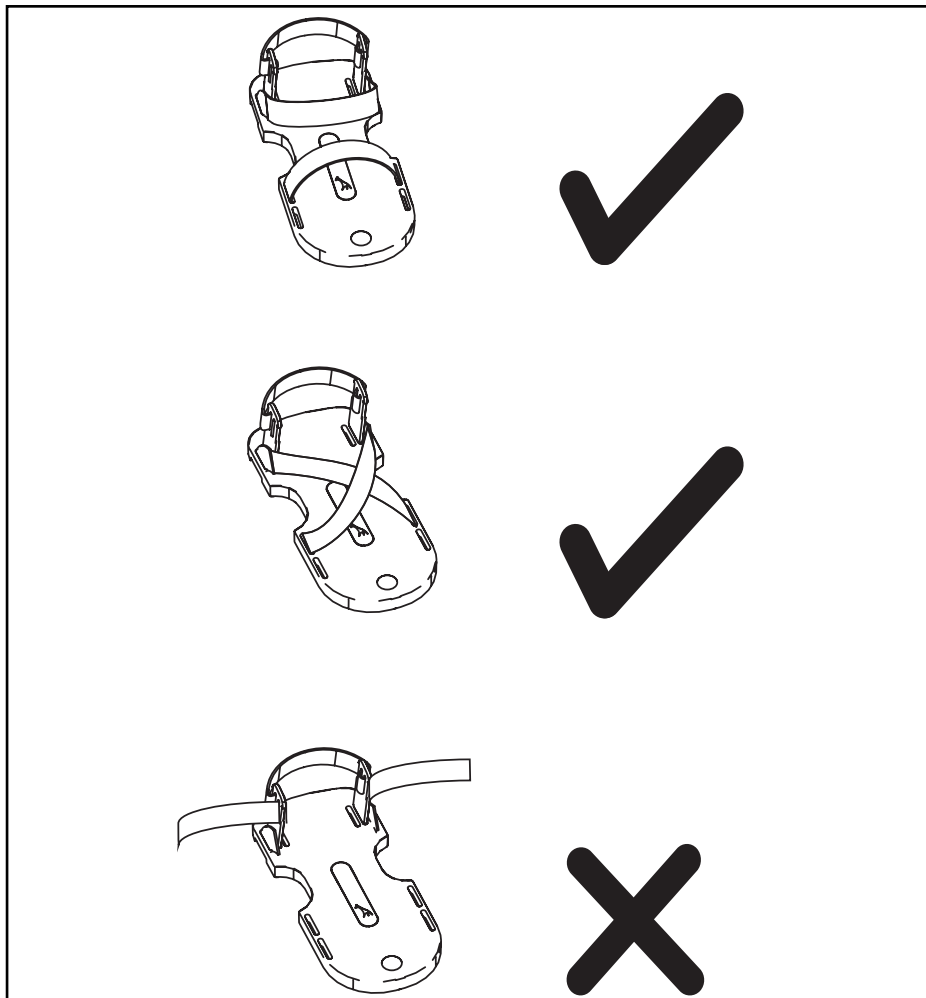
Sandals

Sandalias
Sandali
Sandaly



Sandals

Sandalias
Sandali
Sandaly



Notes

notas
notatki

Jenx Limited, Wardsend Road, Sheffield S6 1RQ, United Kingdom
Tel: +44 (0) 114 285 3376
Email: export@jenx.com
www.jenx.com



Jenx Limited, Wardsend Road, Sheffield S6 1RQ, United Kingdom
Tel: +44 (0) 114 285 3376
Email: export@jenx.com
www.jenx.com

